

Artistic Paver Mfg.[®]

www.artisticpavers.com sales@artisticpavers.com

STEPLOCK[®]

INTERLOCKING SAND-SET PAVERS
FOR PEDESTRIAN APPLICATIONS


Artistic Paver Mfg.[®] Stonelock[™] is available in five paver sizes and a variety of coping in different bullnose and size options.

Standard thickness: 1-5/8" (40mm).


NOMINAL SIZE	ACTUAL SIZE (mm)	SQ.FT. PER PALLET	WEIGHT PER PALLET
8"x8"	200x200	160	2,870
8"x12"	200x300	160	2,870
12"x12"	300x300	180	3,255
16"x16"	400x400	180	2,870
24"x24"	600x600	120	2,160

COPING:
One Sided
Two Sided
Three Sided
Four Sided
Adjacent
Pre-cut
Renovation Piece

Artistic Paver Stonelock[™] is available in 2 standard colors.



SEDONA



SANDSTONE





Artistic Paver Stonelock™ Color Sedona. Paver sizes 12"x12" & 16"x16" in a Hopscotch pattern.



Artistic Paver Stonelock™ Color Sandstone. Coping: Spillway 4"x16" three sided, spa border: 4"x16" two sided, steps: adjacent and one sided pieces.




PRODUCT	DESCRIPTION
STONELOCK™	<p>The rustic look of stone with all the benefits of pavers.</p> <p>Stonelock™ pavers are part of our Steplock® Line, exclusively designed for pedestrian applications. Stonelock® pavers are very smooth to walk on. Applications include patios, swimming pool decks, lanais, walkways and more. Pavers are calibrated to achieve a uniform dimensions with very little variation for easy installation.</p> <p>Artistic Paver's Stonelock™ Pavers have the rustic look and textures of an uneven natural stone and have all the benefits of sand-set interlocking pavers. All our products, including Stonelock™ Pavers, are installed easily and quickly on a sand base. The natural beauty of or Stonelock™ pavers add the earthly look of stones, and a smooth touch of class to your deck.</p> <p>Stonelock™ is manufacture to have a slight color variation which simply adds to the natural appearance of each piece and creates a rich ambiance throughout your landscape.</p> <p>Stonelock™ pavers and coping are available in 2 different colors: Sandstone and Sedona and come in sizes: 8"x8", 8x12", 12"x12", 16"x16" and 24"x24".</p> <p>Coping and specialty pieces are available in all colors in a many different sizes and ptions of bullnose in one, two, three, four sides or adjacent. Plus the renovation piece and pre-cut spa coping.</p>
<p>NOTES</p> <ol style="list-style-type: none"> 1. Stonelock™ ships from the East Coast and West Coast factories. 2. You can expect a slight variation in shade colors which simply adds to the natural appearance of each piece. 3. Before making a decision on any product or color, we recommend verifying your selection at your local Artistic Paver retailer. 4. For more information on this product visit http://www.artisticpavers.com/steplock-stonelock.php 	


STONELOCK™ PRODUCT LIST



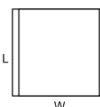
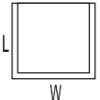
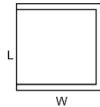
PAVERS				COPING			
NOMINAL SIZE (inches) LxW (H=1-5/8")	ACTUAL DIMMENSIONS (mm) LxW (H= 40mm)	ITEM DESCRIPTION	PRODUCT DESCRIPTION	NOMINAL SIZE (inches) LxW (H=1-5/8")	ACTUAL DIMMENSIONS (mm) LxW (H= 40mm)	ITEM DESCRIPTION	PRODUCT DESCRIPTION
8x8	200x200	INTERLOCKING SAND-SET BEVELED PAVER	Stonelock™ pavers are part of our Steplock® Line, exclusively designed for pedestrian applications including patios, swimming pool decks, lanais, walkways and more. Pavers are calibrated to achieve a uniform thickness of approximately 1-5/8".	4x8	93x198	Single sided	Single sided coping is available in all Steplock® decking styles. This ensures that materials used for architectural solutions will coordinate with the Artistic Paver decking material.
8x12	200x300	INTERLOCKING SAND-SET BEVELED PAVER		4x12	93x289	Single sided	
12x12	300x300	INTERLOCKING SAND-SET BEVELED PAVER		4x16	93x390	Single sided	
16x16	400x400	INTERLOCKING SAND-SET BEVELED PAVER		24x12	582x298	Single sided	
24x24	600x600	INTERLOCKING SAND-SET BEVELED PAVER		12x12	284x289	Single sided	
			The beveled cushioned edge on our pavers help to prevent tripping hazards and aids the installer in the leveling process of the paver installation. Each paver is factory pressed which produces a paver that averages over 9,000 pounds per square inch (PSI). This makes our paver extremely durable and less porous than poured concrete. This highly dense product resists staining, helps to prevent algae and mildew from attaching itself to the surface of the product and it's impervious to damage from saltwater pools Our pavers require very little maintenance and sealing is optional.	16x16	385x390	Single sided	Double sided coping is available in all Steplock® decking styles. This ensures that materials used for architectural solutions will coordinate with the Artistic Paver decking material.
				24x24	582x590	Single sided	
				4x12	93x298	Double sided	
				4x16	93x398	Double sided	
				24x12	582x297	Double sided	
				12x12	284x298	Double sided	Triple sided coping is available in all Steplock® decking styles. It's perfect for spillways. One single piece, easy to install and perfect finish to the spa spillway. This ensures that materials used for architectural solutions will coordinate with the Artistic Paver decking material.
				16x16	385x398	Double sided	
				24x24	582x598	Double sided	
				4x16	98x398	Triple sided	
				12x12	298x289	Triple sided	Four sided coping is available in all Steplock® decking styles. It's perfect for columns, planters and more. This ensures that materials used for architectural solutions will coordinate with the Artistic Paver decking material.
				16x16	398x398	Triple sided	
				24x24	598x590	Triple sided	
				12x12	298x298	Four sided	Adjacent sided coping is available in all Steplock® decking styles. It's perfect for columns, planters and more. This ensures that materials used for architectural solutions will coordinate with the Artistic Paver decking material.
				16x16	398x398	Four sided	
				24x24	598x598	Four sided	
				12x12	289x289	Adjacent sided	Renovation coping installs directly on top of the existing overpour or coping material, allowing you to top an existing cracked deck without removing it, saving you time and money. Create a completely new look without the mess and headaches of removing concrete.
				16x16	390x390	Adjacent sided	
				24x24	590x590	Adjacent sided	
				4x12	93x289	Renovation coping	Pre-cut coping. Just unpack and install. No need to waste time cutting pieces to fit around the spa. The total number of pieces to complete a full circle on a 7ft diameter spa is 87 for any of the sizes of coping.
				4x12	93x289	Renovation coping	
				4x12	93x289	Renovation coping	
				4x8	80x198	Pre-cut coping	
				4x12	80x289	Pre-cut coping	
				4x12	80x298	Pre-cut coping	
				4x16	80x398	Pre-cut coping	

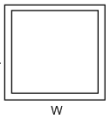
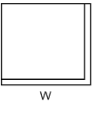
FOR MORE INFORMATION ON THIS PRODUCT, VISIT:
<http://www.artisticpavers.com/steplock-stoneblock.php>

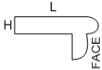


STONELOCK™

STONELOCK™				PAVERS PALLET INFORMATION			PRODUCT DESCRIPTION LONG	PRODUCT APPLICATIONS	PRODUCT INSTRUCTIONS	STONELOCK	
PAVERS										COLORS	
PAVER	NOMINAL SIZE (inches) LxW (H=1-5/8")	ACTUAL DIMMENSIONS (mm) LxW (H= 40mm)	PRODUCT DESCRIPTION SHORT	SQ.FT.*	-	WEIGHT				SANDSTONE	SEDONA
	8x8	200x200	INTERLOCKING SAND-SET BEVELED PAVER	160	—	2,870	Steplock® pavers are designed for pedestrian applications including patios, swimming pool decks, lanais, walkways and more. Pavers are calibrated to achieve a uniform thickness of approximately 1-5/8".The beveled cushioned edge on our pavers help to prevent tripping hazards and aids the installer in the leveling process of the paver installation. Each paver is factory pressed which produces a paver that averages over 9,000 pounds per square inch (PSI). This makes our paver extremely durable and less porous than poured concrete. This highly dense product resists staining, helps to prevent algae and mildew from attaching itself to the surface of the product and it's impervious to damage from saltwater pools Our pavers require very little maintenance and sealing is optional.	Swimming pool decks, patios, lanais, walkways and more.	Pavers are ordered by Square Feet	SLSSP8	SLSDP8
	8x12	200x300	INTERLOCKING SAND-SET BEVELED PAVER	160	—	2,870				SLSSP812	SLSDP812
	12x12	300x300	INTERLOCKING SAND-SET BEVELED PAVER	180	—	3,255				SLSSP12	SLSDP12
	16x16	400x400	INTERLOCKING SAND-SET BEVELED PAVER	160	—	2,870				SLSSP16	SLSDP16
	24x24	600x600	INTERLOCKING SAND-SET BEVELED PAVER	120	—	2,160	SLSSP24	SLSDP24			

COPING & SPECIALTY PIECES				COPING PALLET INFORMATION					STONELOCK			
COPING	NOMINAL SIZE (inches) LxW (H=1-5/8")	ACTUAL DIMMENSIONS (mm) LxW (H= 40mm)	PRODUCT DESCRIPTION/SHORT	-	#PIECES	WEIGHT	PRODUCT DESCRIPTION/LONG	PRODUCT APPLICATIONS	PRODUCT INSTRUCTIONS	COLORS		
										SANDSTONE	SEDONA	
												ITEM #
<div>SINGLE SIDED COPING</div> <div></div>	4x8	93x198	COPING SINGLE SIDED BULLNOSE	—	336	1355	Single sided coping is available in all Steplock® decking styles. This ensures that materials used for architectural solutions will coordinate with the Artistic Paver decking material.	Artistic Paver's single sided bullnose coping is ideal for decorative uses such as pool coping, raised walls, steps, planters and more.	Coping is measured in lineal feet and order by number of pieces.	CSLSS48	CSLSD48	
	4x12	93x289	COPING SINGLE SIDED BULLNOSE	—	360	2160				Coping is measured in lineal feet and order by number of pieces.	CSLSS412	CSLSD412
	4x16	93x390	COPING SINGLE SIDED BULLNOSE	—	168	1355				Coping is measured in lineal feet and order by number of pieces.	CSLSS416	CSLSD416
	24x12	582x298	COPING SINGLE SIDED BULLNOSE (bullnose is on the 24" side)	-	48	1734				Coping is measured in lineal feet and order by number of pieces.	1SBCSLBSS1224	1SBCSLBSD1224
	12x12	284x289	COPING SINGLE SIDED BULLNOSE	-	100	1805				Coping is measured in lineal feet and order by number of pieces.	1SBCSLSS12	1SBCSLSD12
	16x16	385x390	COPING SINGLE SIDED BULLNOSE	-	90	2874				Coping is measured in lineal feet and order by number of pieces.	1SBCSLSS16	1SBCSLSD16
	24x24	582x590	COPING SINGLE SIDED BULLNOSE	-	30	2160				Coping is measured in lineal feet and order by number of pieces.	1SBCSLSS24	1SBCSLSD24

COPING & SPECIALTY PIECES				COPING PALLET INFORMATION						STONELOCK	
COPING	NOMINAL SIZE (inches) LxW (H=1-5/8")	ACTUAL DIMMENSIONS (mm) LxW (H= 40mm)	PRODUCT DESCRIPTION/SHORT	-	#PIECES	WEIGHT	PRODUCT DESCRIPTION/LONG	PRODUCT APPLICATIONS	PRODUCT INSTRUCTIONS	COLORS	
										SANDSTONE	SEDONA
DOUBLE SIDED COPING		4x12	COPING DOUBLE SIDED BULLNOSE	-	360	2160	Double sided coping is available in all Steplock® decking styles. This ensures that materials used for architectural solutions will coordinate with the Artistic Paver decking material.	Artistic Paver's double sided bullnose coping is ideal for decorative uses such as seamless spas, raised pool coping, raised walls caps, planters and more.	Coping is measured in lineal feet and order by number of pieces.	2SBCSLSS412	2SBCSLSD412
		4x16	COPING DOUBLE SIDED BULLNOSE	-	168	1355			Coping is measured in lineal feet and order by number of pieces.	2SBCSLSS416	2SBCSLSD416
		24x12	COPING DOUBLE SIDED BULLNOSE	-	48	1734			Coping is measured in lineal feet and order by number of pieces.	2SBCSLSS1224	2SBCSLSD1224
		12x12	COPING DOUBLE SIDED BULLNOSE	-	100	1805			Coping is measured in lineal feet and order by number of pieces.	2SBCSLSS12	2SBCSLSD12
		16x16	COPING DOUBLE SIDED BULLNOSE	-	90	2874			Coping is measured in lineal feet and order by number of pieces.	2SBCSLSS16	2SBCSLSD16
		24x24	COPING DOUBLE SIDED BULLNOSE	-	30	2160			Coping is measured in lineal feet and order by number of pieces.	2SBCSLSS24	2SBCSLSD24
TRIPLE SIDED COPING		4x16	SPECIALTY COPING TRIPLE SIDED BULLNOSE	-	168	1355	Triple sided coping is available in all Steplock® decking styles. It's perfect for spillways. One single piece, easy to install and perfect finish to the spa spillway. This ensures that materials used for architectural solutions will coordinate with the Artistic Paver decking material.	Artistic Paver's triple sided bullnose coping is ideal for decorative uses such as spillways, end raised walls caps, planters and more.	Specialty coping are counted and order by number of pieces	3SBCSLSS416	3SBCSLSD416
		12x12	SPECIALTY COPING TRIPLE SIDED BULLNOSE	-	100	1805			Specialty coping are counted and order by number of pieces	3SBCSLSS12	3SBCSLSD12
		16x16	SPECIALTY COPING TRIPLE SIDED BULLNOSE	-	90	2874			Specialty coping are counted and order by number of pieces	3SBCSLSS16	3SBCSLSD16
		24x24	SPECIALTY COPING TRIPLE SIDED BULLNOSE	-	30	2160			Specialty coping are counted and order by number of pieces	3SBCSLSS24	3SBCSLSD24

COPING & SPECIALTY PIECES				COPING PALLET INFORMATION						STONELOCK	
COPING	NOMINAL SIZE (inches) LxW (H=1-5/8")	ACTUAL DIMENSIONS (mm) LxW (H= 40mm)	PRODUCT DESCRIPTION/SHORT	-	#PIECES	WEIGHT	PRODUCT DESCRIPTION/LONG	PRODUCT APPLICATIONS	PRODUCT INSTRUCTIONS	SANDSTONE	SEDONA
FOUR SIDED 	12x12	298x298	SPECIALTY COPING FOUR SIDED BULLNOSE	-	100	1805	Four sided coping is available in all Steplock® decking styles. It's perfect for columns, planters and more. This ensures that materials used for architectural solutions will coordinate with the Artistic Paver decking material.	Artistic Paver's four sided bullnose coping is ideal for decorative uses such as planters, columns, benches and more.	Specialty coping are counted and order by number of pieces	4SBCSLSS12	4SBCSLSD12
	16x16	398x398	SPECIALTY COPING FOUR SIDED BULLNOSE	-	90	2874			Specialty coping are counted and order by number of pieces	4SBCSLSS16	4SBCSLSD16
	24x24	598x598	SPECIALTY COPING FOUR SIDED BULLNOSE	-	30	2160			Specialty coping are counted and order by number of pieces	4SBCSLSS24	4SBCSLSD24
ADJACENT 	12x12	289x289	SPECIALTY COPING ADJACENT SIDED BULLNOSE	-	100	1805	Adjacent sided coping is available in all Steplock® decking styles. It's perfect for columns, planters and more. This ensures that materials used for architectural solutions will coordinate with the Artistic Paver decking material.	Artistic Paver's adjacent bullnose coping is ideal for decorative uses such as step corners, pools corners, planters corner and more.	Specialty coping are counted and order by number of pieces	2SABCSLSS12	2SABCSLSD12
	16x16	390x390	SPECIALTY COPING ADJACENT SIDED BULLNOSE	-	90	2874			Specialty coping are counted and order by number of pieces	2SABCSLSS16	2SABCSLSD16
	24x24	590x590	SPECIALTY COPING ADJACENT SIDED BULLNOSE	-	30	2160			Specialty coping are counted and order by number of pieces	2SABCSLSS24	2SABCSLSD24

COPING & SPECIALTY PIECES										STONELOCK		
				COPING PALLET INFORMATION								
				-	#PIECES	WEIGHT	PRODUCT DESCRIPTION/LONG	PRODUCT APPLICATIONS	PRODUCT INSTRUCTIONS	SANDSTONE	SEDONA	
											ITEM #	
RENOVATION	 *Side view	4x12	93x289	RENOVATION COPING 3 INCH FACE	-	164	1050	Renovation coping installs directly on top of the existing overpour or coping material, allowing you to top an existing cracked deck without removing it, saving you time and money. Create a completely new look without the mess and headaches of removing concrete.	Renovation pool coping is designed to be when remodeling pools to be installed over existing coping.	Specialty coping are counted and order by number of pieces	RCSLSS412-3	RCSLSD412-3
		4x12	93x289	RENOVATION COPING 4 INCH FACE	-	136	982			Specialty coping are counted and order by number of pieces	RCSLSS412-4	RCSLSD412-4
		4x12	93x289	RENOVATION COPING 5 INCH FACE	-	124	950			Specialty coping are counted and order by number of pieces	RCSLSS412-5	RCSLSD412-5
PRE-CUT		4x8	80x198	PRE-CUT COPING SINGLE SIDED BULLNOSE FOR 7' DIAMETER SPAS	-	336	1342	The Pre-Cut coping is designed to be installed on a 7ft diameter spa.	Pre-cut coping is order by number of pieces. 87 pieces for a 7 feet diameter spa.	PC1SBCSLSS48	PC1SBCSLSD48	
		4x12	80x289	PRE-CUT COPING SINGLE SIDED BULLNOSE FOR 7' DIAMETER SPAS	-	360	2139		Pre-cut coping is order by number of pieces. 87 pieces for a 7 feet diameter spa.	PC1SBCSLSS412	PC1SBCSLSD412	
		4x12	80x298	PRE-CUT COPING DOUBLE SIDED BULLNOSE FOR 7' DIAMETER SPAS	-	360	2139		Pre-cut coping is order by number of pieces. 87 pieces for a 7 feet diameter spa.	PC2SBCSLSS412	PC2SBCSLSD412	
		4x16	80x398	PRE-CUT COPING DOUBLE SIDED BULLNOSE FOR 7' DIAMETER SPAS	-	168	1342		Pre-cut coping is order by number of pieces. 87 pieces for a 7 feet diameter spa.	PC2SBCSLSS416	PC2SBCSLSD416	