

SELECT:

SIZES

	NOMINAL SIZE INCHES (mm)	SQ.FT.PER PALLET	WEIGHT PER PALLET
<input type="checkbox"/>	12x12x1-5/8" (300x300x40mm)	180	3255
<input type="checkbox"/>	12x24x1-5/8" (300x600x40mm)	120	2160
<input type="checkbox"/>	16"x16"x1-5/8" (400x400x40mm)	160	2870
<input type="checkbox"/>	24"x24"x1-5/8" (600x600x40mm)	120	2160
<input type="checkbox"/>			

COLORS


- ☐ GLACIER
☐ DUNE

FINISH


- ☐ POLISHED
☐ ANTIQUED

NOTES:

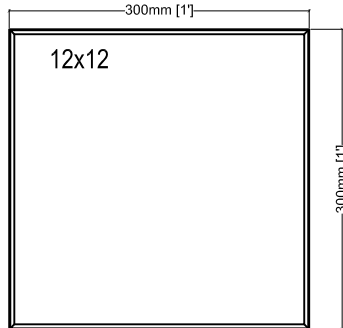
- PAVERS ARE CALIBRATED TO ACHIEVE A UNIFORM THICKNESS OF APPROXIMATELY 1-5/8". DIMENSIONAL TOLERANCE $\pm 1/16"$. COSMETIC VARIATIONS IN THE BEVEL IMPRINTS MAY OCCUR THROUGHOUT THE MANUFACTURING PROCESS.
- PAVERS ARE MANUFACTURED IN METRIC SIZES AND ARE ROUNDED TO THE CLOSEST SIZE EQUIVALENT IN ENGLISH UNITS.
- BECAUSE OF COLOR DYE AND NATURAL RAW MATERIALS INCONSISTENCIES, PRODUCTS WILL HAVE COLOR SHADE AND TEXTURE VARIATIONS.
- DUE TO THE PROCESS REQUIRED TO MANUFACTURE, PACKAGE, DELIVER, UNPACK, INSTALL AND COMPACT, SMALL CHIPPING CAN BE EXPECTED.
- IN SHELLOCK® PAVERS, NATURAL SHELLS ARE EMBEDDED AT DIFFERENT DISTANCES FROM THE SURFACE OF THE MATERIAL, AND THEN POLISHED. THEREFORE, A SMALL PERCENTAGE OF THE SHELLS ARE EXPECTED TO COME LOOSE FROM THE SURFACE AND EDGES OF THE TILE. THIS OCCURRENCE WILL DIMINISH OVER A SHORT SPAN OF TIME AND IN NO WAY WILL AFFECT THE STRENGTH OF THE PRODUCT.
- INSTALLATION TO BE COMPLETED IN ACCORDANCE WITH ICPI TECH SPECS 10.
- THIS DRAWING IS INTENDED FOR USE BY ARCHITECTS, ENGINEERS, CONTRACTORS, CONSULTANTS AND DESIGN PROFESSIONALS FOR PLANNING PURPOSES ONLY. THIS DRAWING MAY NOT BE USED FOR CONSTRUCTION.
- ALL INFORMATION CONTAINED HEREIN WAS CURRENT AT THE TIME OF DEVELOPMENT BUT MUST BE REVIEWED AND APPROVED BY THE PRODUCT MANUFACTURER TO BE CONSIDERED ACCURATE.




TOP VIEW



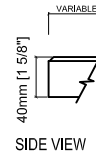
TOP VIEW



TOP VIEW



TOP VIEW



SIDE VIEW



ARTISTIC PAVER MFG.®
SPECIALIZING IN UNUSUAL SAND-SET PAVERS
FOR PEDESTRIAN & VEHICULAR APPLICATIONS

artisticpavers.com

EUROLOCK® PEDESTRIAN PAVERS
EAST COAST FACTORY

WEST COAST OFFICE
1508 N V. I. P. Blvd., Casa Grande, AZ 85122
PHONE: (520) 426-3479

CENTRAL
16448 Old Corpus Christi Rd, Ste. #2, Elmhurst, TX 78112
PHONE: (210) 866-7779

EAST COAST - HEADQUARTERS
555 NE 185th St, Ste. 101, Miami, FL 33179
PHONE: (305) 653-7283

DATE:
01/2025

CUT SHEET