

F-410N

3/4", 1" F/NPT

Rod Guided Float



Features:

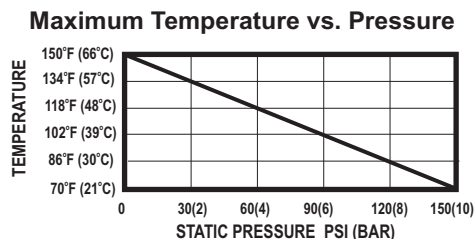
- Tough machined acrylic meter body, highly polished to a clear finish.
- Direct reading permanent scale.
- White back reflector for easy reading.
- F/NPT adapters with high grade Viton o-ring seals and aluminum "stress ring" thread supports.
- 316 stainless steel or Hastelloy rod guided floats.
- Acceptable in direct sunlight applications.

Materials of Construction:

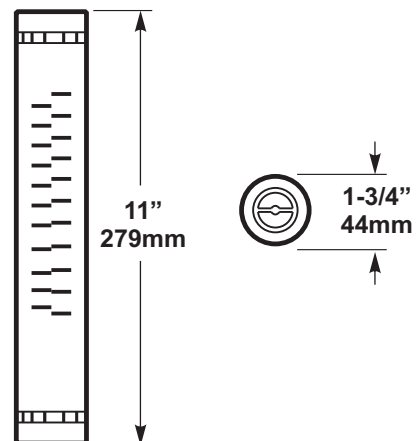
Meter Body: Cast Acrylic Rod
Adapters: Polypropylene
Guide Rod Holder: Polypropylene
O-ring seals: FKM (optional EP)
Float:
 Standard Series 316SS
 K- Series Hastelloy
Guide Rod:
 Standard Series 316SS
 K- Series Hastelloy

Specifications:

Max. working pressure: 150 PSI (10.3 bar) @ 70° F (21° C)
Max. Fluid Temperature: 150° F (65° C) @ 0 PSI
Full scale accuracy: +/- 5%
Calibration fluid: water, specific gravity 1.0
Scale length: 5" (127mm)
Environment: Acceptable for direct sunlight exposure.
Maximum pressure drop: 2 PSI
Approximate shipping wt: 2 lb. (.91 kg)



Dimensions:



Installation Requirements:

1. Misalignment will damage the meter!

Flowmeter must be installed in an exact vertical plane to ensure accuracy. Be certain of proper plumbing alignments. Misalignment may cause the o-ring seals to leak.

2. Pipe dope and glue will damage the meter!

Use only PTFE tape on the threaded adapters. The meter body and plastic fittings cannot tolerate PVC Glue and/or pipe dope. Even fumes can cause severe damage. If you are installing your flowmeter to a glued pipe configuration, install the flowmeter *after* all glued fittings are dried and lines are purged of all fumes. **Never** hold the meter body with pliers or like tools. **DO NOT OVER-TIGHTEN!**

3. Vibration and heavy loads will damage the meter!

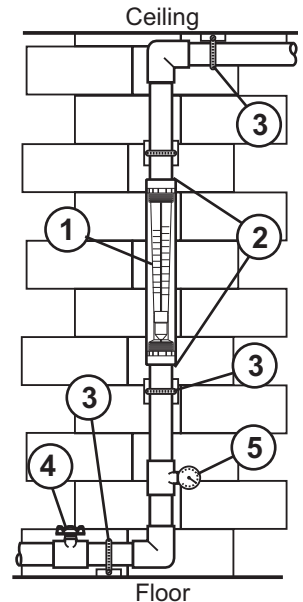
Wall, floor and ceiling mounts and supports must be carefully aligned with the meter body and sturdy enough to support the plumbing and prevent vibration. Never allow the flowmeter to support the weight of related piping.

4. Solenoid valves will damage the meter!

Avoid a system that will impose a sudden burst of flow to the meter. Such a burst will cause the float to impact the float stop with destructive force. Solenoid valves, or other quick opening valves cannot be used unless meter is protected against sudden bursts of flow.

5. High pressures and temperatures will damage the meter!

The maximum acceptable temperature and pressure is interdependent. The maximum acceptable working pressure is dependant on the actual fluid temperature. The maximum acceptable fluid temperature is dependant on the actual working pressure. (see Temperature Vs. Pressure chart).



Flow Range and Model Options:

Standard Series

- Equipped with 316 SS guide rod

MODEL NUMBER	Dual Scale Range		Adapter	Adapter	Float
	GPM	LPM	F/NPT	Material	Material
F-40750LN-12	1 to 10	4 to 38	3/4"	Polypropylene	316 SS
F-40750LN-16	1 to 10	4 to 38	1"	Polypropylene	316 SS
F-41017LN-12	1 to 17	4 to 64	3/4"	Polypropylene	316 SS
F-41017LN-16	1 to 17	4 to 64	1"	Polypropylene	316 SS
F-41000LN-12	2 to 20	8 to 80	3/4"	Polypropylene	316 SS
F-41000LN-16	2 to 20	8 to 80	1"	Polypropylene	316 SS

K-Series

- Equipped with Hastelloy guide rod

K-Series models are specially equipped for highly corrosive applications.

MODEL NUMBER	Dual Scale Range		Adapter	Adapter	Float
	GPM	LPM	F/NPT	Material	Material
F-40750LK-12	1 to 10	4 to 38	3/4"	Polypropylene	Hastelloy
F-40750LK-16	1 to 10	4 to 38	1"	Polypropylene	Hastelloy
F-41017LK-12	1 to 17	4 to 64	3/4"	Polypropylene	Hastelloy
F-41017LK-16	1 to 17	4 to 64	1"	Polypropylene	Hastelloy
F-41000LK-12	2 to 20	8 to 80	3/4"	Polypropylene	Hastelloy
F-41000LK-16	2 to 20	8 to 80	1"	Polypropylene	Hastelloy

FA (Alarm) Series

- Equipped with 316 SS guide rod

MODEL NUMBER	Dual Scale Range		Adapter	Adapter	Float
	GPM	LPM	F/NPT	Material	Material
FA-41376LN-12	0.2 to 2.0	1 to 8	3/4"	Polypropylene	PVC
FA-41376LN-16	0.2 to 2.0	1 to 8	1"	Polypropylene	PVC
FA-41500LN-12	0.5 to 5.0	2 to 20	3/4"	Polypropylene	PVC
FA-41500LN-16	0.5 to 5.0	2 to 20	1"	Polypropylene	PVC
FA-40750LN-12	1 to 10	4 to 40	3/4"	Polypropylene	316 SS
FA-40750LN-16	1 to 10	4 to 40	1"	Polypropylene	316 SS
FA-41000LN-12	2 to 20	8 to 80	3/4"	Polypropylene	316 SS
FA-41000LN-16	2 to 20	8 to 80	1"	Polypropylene	316 SS

Note: These units have an aluminum sensor bezel clamp with an enclosed reed switch (normally open - 1 watt max). The Clamp can be easily moved up or down the scale on the meter body. 15' of 2-wire cable is included.

Note: Meter calibrated with water, Sp.Gr. 1.0. Custom Sp.Gr. calibrations available. Contact the factory.