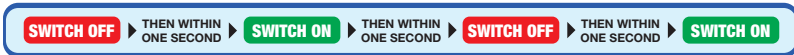


# COLOR-CHANGING LED POOL LIGHTS



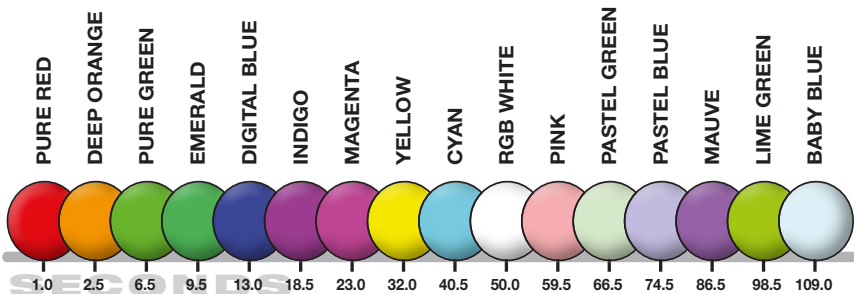
## SIMPLE, ONE SWITCH, Operating Instructions for the SPECTRUM 360.

- Turn the lights **ON**, you are now in the factory default Color Scroll Feature Mode.
- To change from this mode, carry out a **DOUBLE SWITCH** (which is a rapid succession of switching), as follows:



You are now in **Color Selection Mode**. This mode allows you to choose your favourite color from a scrolling palette containing hundreds of vibrant colours and subtle hues.

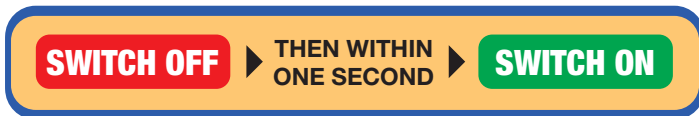
**To save a color:** Wait for your favourite colour, then turn **OFF** for a minimum of 10 seconds, then turn **ON**;



231 E. Chilton Drive | Chandler, Arizona 85225  
Toll Free: 800.277.4150 | [info@bluesquaremfg.com](mailto:info@bluesquaremfg.com)  
[bluesquaremfg.com](http://bluesquaremfg.com)

# Standard Feature Mode Selections

To progress to the next Feature Mode: Turn **OFF/ON** as follows:



- Continue turning **OFF/ON** until your desired Feature Mode is reached.
- Once you have progressed to your desired **Feature Mode** and want to save it, turn the lights **OFF** for more than 10 seconds, and then turn back **ON**.

Your selection now becomes the new saved mode.

	MODE NAME	DESCRIPTION/SEQUENCE	CYCLE TIME
1	Color Selection Mode	This Mode allows the user to select a fixed colour. Lights will scroll through a range of colours starting with RED. Wait for your favourite colour.	Total 2 minutes cycle.
2	Color Scroll	Scroll Sequence: Quick scroll through the colour spectrum.	Total 20 seconds cycle.
3	Slow Color Scroll	Scroll Sequence: Slow scroll through the colour spectrum.	Total 2 minutes cycle.
4	Seaside Color Scroll	Scroll Sequence: Scrolls through the ocean water colours.	Total 20 seconds cycle.
5	Fast Flash	Flash Sequence: Blue, green, cerise, aqua, hot pink and orange.	2.5 seconds per colour.
6	Slow Flash	Flash Sequence: Blue, green, hot pink, aqua, orange and cerise.	15 seconds per colour.

Visit [www.bluesquaremfg.com/downloads](http://www.bluesquaremfg.com/downloads) for additional technical information. In the unlikely event that the lights become unsynchronised, turn the lights off for at least 10 seconds, turn back on, then repeat the **DOUBLE SWITCH** procedure.