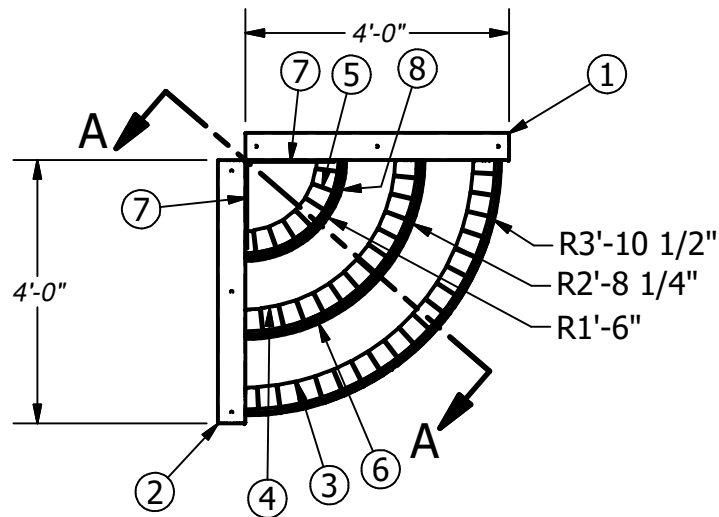




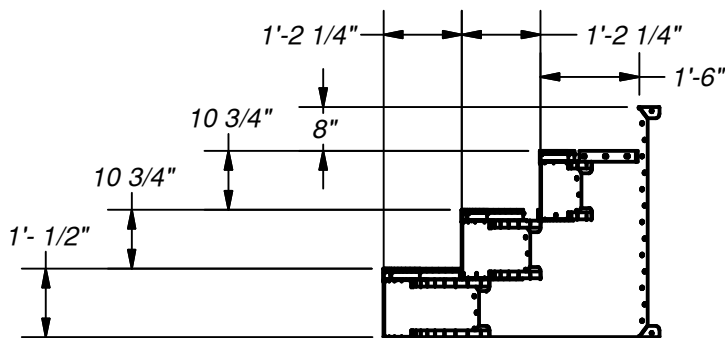
Name: 4' POURED WEDDING CAKE CORNER STEP W/ LINER TRACK - SCREED EDGE

Number: S0610FP3423TXX0Z

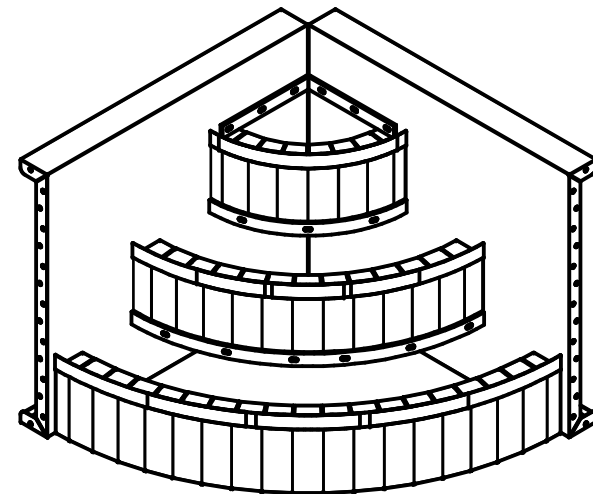
250 Route 61 South, Schuylkill Haven, PA 17972 • 570-385-4733 • fax: 570-385-1318 • CustomerService@CardinalSystemsinc.com



PARTS LIST			
ITEM	PART NUMBER	QTY	DESCRIPTION
1	SP4286	1	4'-0" STEP PANEL
2	SP4287	1	4'-0" STEP PANEL
3	PT5395	1	6'-1" X 3'-10 1/2" REV. RADIUS POURED TREAD
4	PT5396	1	4'-2 5/8" X 2'-8 1/4" REV. RADIUS POURED TREAD
5	PT5397	1	2'-4 1/4" X 1'-6" REV. RADIUS POURED TREAD
6	LT1411	1	4'-2 5/8" X 2'-8 1/4" REVERSE RADIUS LINER TRACK
7	LT1521	2	1'-4" LINER TRACK
8	LT1527	1	2'-4" X 1'-6" REV. RADIUS LINER TRACK
9	SP0745-6N-3	2	BOX OF 3'-6'-0" NOTCHED SCREED EDGE
10	BP000TS	1	BOX OF TEK SCREWS
11	CS600OPT	1	A-FRAME ASSEMBLY
12	CS608DH	1	18" DRIVE STAKE
13	CS902SA	1	SQUARE CORNER ANGLE
14	CS903FC	1	FOAM CORNER ANGLE
15	BP106ST	1	LARGE STEP BOLT PACK



SECTION A-A
SCALE 1 / 35



NOTE:
USE REBAR HOLE LOCATIONS
TO PIN WALL AND STEP DECK
SUPPORTS IN PLACE. THEN
POUR 4"-6" OF CONCRETE
AROUND THESE AREAS AND
UNDER THE ASSEMBLY FOR
REINFORCEMENT

Drawn By: Shay

Date: 1/16/2018

Scale: 1 : 35

Notes: NOTES

This information is the confidential property of Cardinal Systems, Inc. Disclosure or duplication without proper written approval is strictly prohibited. Acceptance and use of this drawing constitutes knowledge and acceptance by the user of the terms and conditions set forth in the notice and warning which accompanied this drawing is incorporated herein and made part hereof and is found on Cardinal Systems, Inc's website at www.CardinalSystemsInc.com



CardinalSystemsInc.com