

CASTOHN®



WEST REGION

NEW MISSION

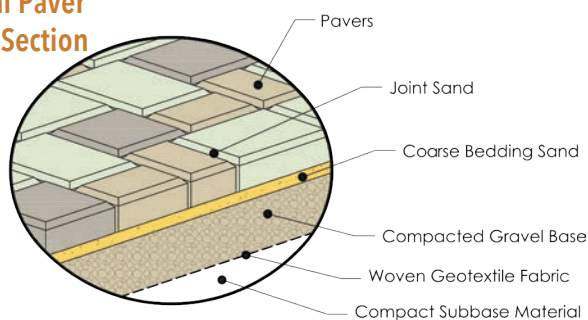


CASTOHN®

For additional product information, please visit castohn.com




Typical Paver Cross-Section



Features

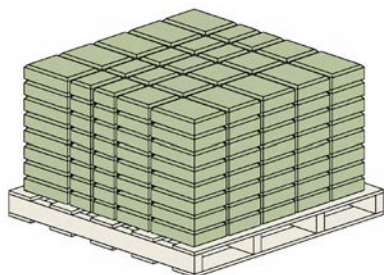
- Strong enough for residential vehicular applications
- Is that time worn cobblestone or concrete? With New Mission, it's difficult to tell
- Textures and colors of New Mission exude elegance
- Natural appearance due to slight color variations
- Pavers can be placed together tightly, for a smooth, even surface with an extra touch of class

New Mission Units



New Mission Pallet

- 8 layers per pallet
- 200 units per pallet
- 100 square feet per pallet
- Pallet weight = 3,050 pounds




Color Options

Western Buff



Silver Legacy



Bluestone *premium color - limited availability*



Color & texture variances are normal. Contact your local dealer for samples from current production prior to placing final order.

