

ESCAPE IN EVERY MOMENT



Plunge Pro 4 Season



The 4 Season is built for year-round enjoyment with advanced insulation designed to retain heat efficiently. Featuring an insulated air chamber and premium RMAX® insulation, it delivers dependable performance in every season. The equipment system—including the electric water heater, cartridge filtration, and pump—is discreetly housed beneath the structure and fully insulated, creating a sleek, clean aesthetic with a refined, high-end finish.

Plunge Pro 4 Season

Features

Two Sizes Available:
15' (8'x15') – 19' (8'x19')

5" Underwater LED Light

(in.k300) Digital Topside

Cushioned Foam Step Mat

1 - Two Speed Filtration Pump

100 sq. ft. Filtration System

Energy Efficient 5.5kw Water Heater

Three Water Returns + Easy-Flow Drain

RMAX® Insulation

Pearl Gray Acrylic

Black Confer skirting

Black Cover

220 V / 60 A



Choose Your Size. Expect the Same Superior Quality.

The Plunge Pro 4 season is available in two thoughtfully crafted sizes, designed to complement your space without compromising the experience. Whether you choose the 15' or 19' model, you'll enjoy the same exceptional craftsmanship, lasting comfort, and performance built for years of enjoyment.



Option 1: 19'

53 in (H) × 92 in (W) × 224 in (L)
Depth 46 in (approx.)
2,180 Gallons (approx.)
3,060 Dry Weight (approx.)
20,500 Filled Weight (approx.)



Option 2: 15'

53 in (H) × 92 in (W) × 180 in (L)
Depth 46 in (approx.)
1,630 Gallons (approx.)
2,560 Dry Weight (approx.)
15,600 Filled Weight (approx.)



5" LED LIGHTING
Enhance your experience with the soothing glow of an underwater LED light.



in.k300 TOPSIDE CONTROL
Compact, topside key pad a large, easy-to-read LCD screen display essential.




FOAM STEP MATS
Designed to enhance safety, durability, and everyday reliability.



FILTRATION PUMP
The latest in energy efficiency.



RMAX® INSULATION
RMAX® Insulation panels create a thermal barrier.



PEARL GRAY ACRYLIC
The high-end standards of its sleek, engineered design.

SAME DAY FUN, JUST ADD WATER!



Plunge Pro Plug N' Play

Fully Equipped

Designed with a convenient 110V / 15-amp electrical system for quick, hassle-free installation, so you can start enjoying it with family and friends sooner. Expertly engineered for outstanding energy efficiency, it is our most energy-conscious model yet. Built to provide a premium experience from day one. A dedicated filtration pump continuously circulates water through the system, enhancing overall filtration performance.

SHORELINE[®]
PLUNGE POOLS

Plunge Pro Plug N' Play

Fully Equipped

Features

Two Sizes Available:
15' (8'x15') – 19' (8'x19')

5" Underwater LED Light

Cushioned Foam Step Mat


1 - One Speed Filtration Pump
2 sq. ft. Filtration System

Three Water Returns + Easy-Flow Drain

Pearl Gray Acrylic

Black Confer skirting

110 V / 15 A



Choose Your Size. Expect the Same Superior Quality.

The Plunge Pro Plug N' Play is available in two thoughtfully crafted sizes, designed to complement your space without compromising the experience. Whether you choose the 15' or 19' model, you'll enjoy the same exceptional craftsmanship, lasting comfort, and performance built for years of enjoyment.



Option 1: 19'

53 (H) × 92 in (W) × 224 in (L)
Depth 46 in (approx.)
2,180 Gallons (approx.) 3,060
Dry Weight (approx.) 20,500
Filled Weight (approx.)



Option 2: 15'
53 in (H) × 92 in (W) × 180 in (L)
Depth 46 in (approx.)
1,630 Gallons (approx.) 2,560
Dry Weight (approx.) 15,600
Filled Weight (approx.)

SHORELINE
PLUNGE POOLS



5" LED LIGHTING
Enhance your experience with the soothing glow of an underwater LED light.



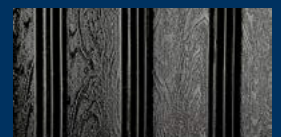
FOAM STEP MATS
Designed to enhance safety, durability, and everyday reliability.



FILTRATION PUMP
Signals the latest in energy-efficiently balanced.



PEARL GRAY ACRYLIC
The high-end standards of its sleek, engineered design.



BLACK CONFER SKIRTING
Maintenance free skirting. Durable and UV Rated