

SCUS/SDUS/STUS Series Pump By Emaux



With over 35 years of solid experience and expertise together with our devoted staffs, Emaux has evolved from a Swimming Pool and Spa Equipment manufacturer to a company that is focused in Water Technology. A company that provides solutions to clients in water related issues

Water for life and leisure

 **Emaux**
water technology

www.emauxgroup.com



“SCUS” Series Pump

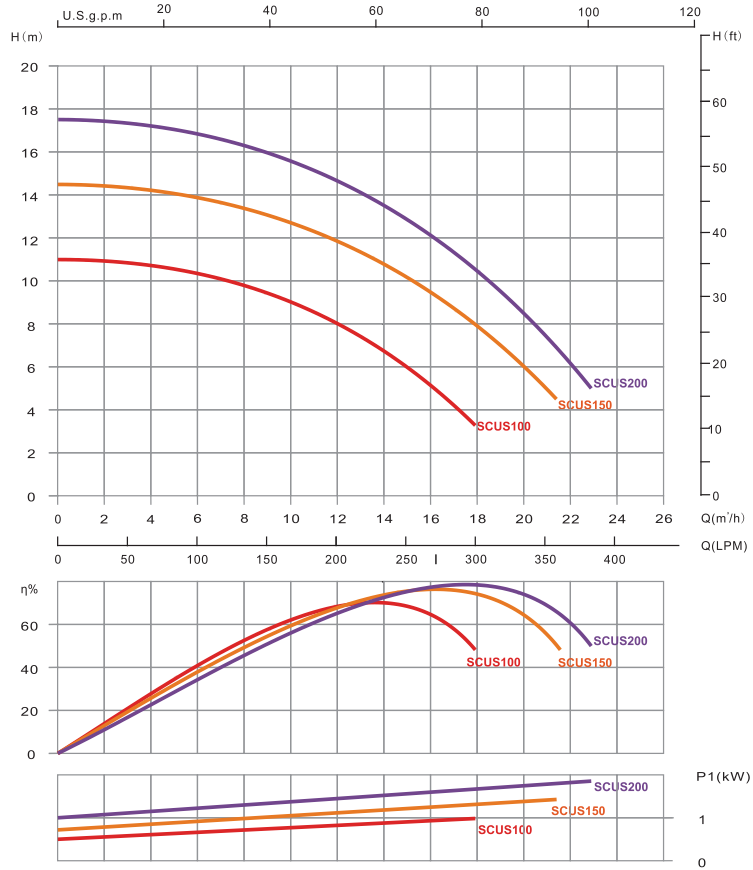
“SCUS” series swimming pool pump is designed for medium head installation in medium or domestic pool. 1.5 inch suction and discharge port with transparent lid. It operates at a low decibel and easy maintenance.

Highlight Features:

- Asynchronous, Two poles
- Class insulation: 130
- IPX5 Waterproof standard
- Built-in thermal protection
- Overload protection
- External heat sink
- Available in 60Hz with 230V/115V
- Special design union compatible for both Imperial and Metric measurement standard
- S.S 316 Shaft
- S.S 316 Mechanical seal

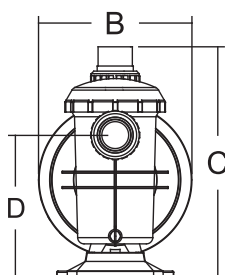
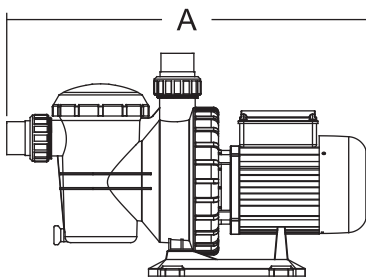


Technical Information



Remarks: Flow curve information based on 115V/230V/60Hz motor.

TECHNICAL INFORMATION & Dimension



Code 230/115V 60Hz	Model No	Connection Size(IN)		Connection Size(OUT)		Input power	Horsepower
88020605	SCUS100	1.5 inch	50mm	1.5 inch	50mm	0.97kW	1HP
88020607	SCUS150	1.5 inch	50mm	1.5 inch	50mm	1.4kW	1.5HP
88020608	SCUS200	1.5 inch	50mm	1.5 inch	50mm	1.8kW	2HP

Model No	A mm	B mm	C mm	D mm	Capacitance 115V/230V	Weight(kg)
SCUS100	600	240	370	221	90uF	15
SCUS150	600	240	370	221	90uF	16
SCUS200	600	240	370	221	100uF	17.5

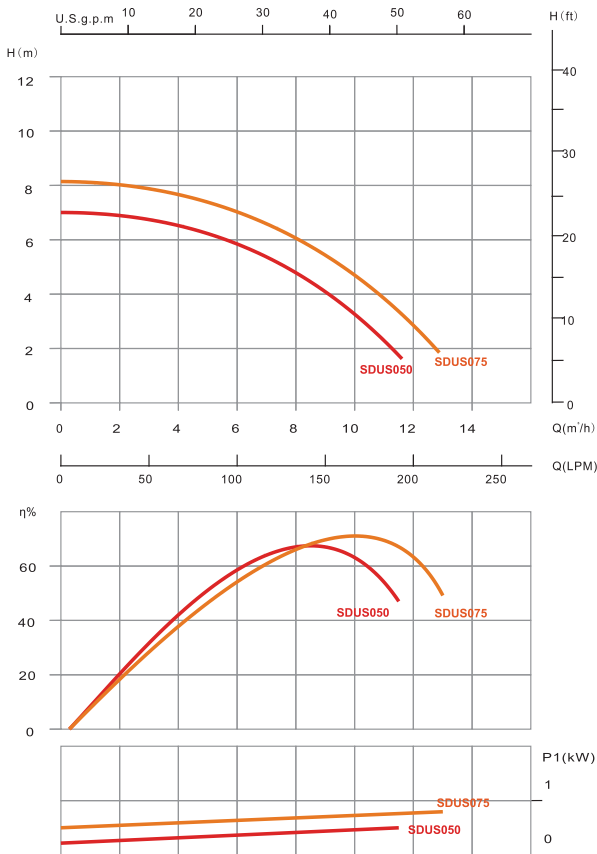


“SDUS” Series Pump NEW

“SDUS” series pump is designed for domestic swimming pool or spa pool. 1.5 inch suction and discharge port with transparent lid. It operates at a low decibel and energy consumption which requires minimal maintenance.



Technical Information



Remarks: Flow curve information based on 115V/60Hz motor.

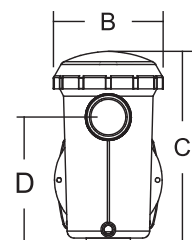
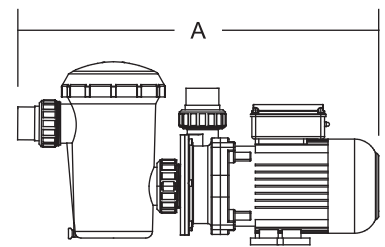
- Highlight Features:**
- Asynchronous, Two poles
 - Class insulation: 130
 - IPX5 Waterproof standard
 - Built-in thermal protection
 - External heat sink
 - Available in 50Hz or 60Hz with 220V/110V
 - Special design union compatible for both Imperial and Metric measurement standard
 - S.S 316 Shaft
 - S.S 316 Mechanical seal



TECHNICAL INFORMATION & Dimension

Code 115V/60Hz	Model No	Connection Size		Input power	Horsepower
88020303	SDUS050	1.5 inch	50mm	0.50kW	0.5HP
88020304	SDUS075	1.5 inch	50mm	0.64kW	0.75HP

Model No	A mm	B mm	C mm	D mm	Capacitance 115V	Weight(kg)
SDUS050	555	154	270	173	30uF	9
SDUS075	555	154	270	173	30uF	10





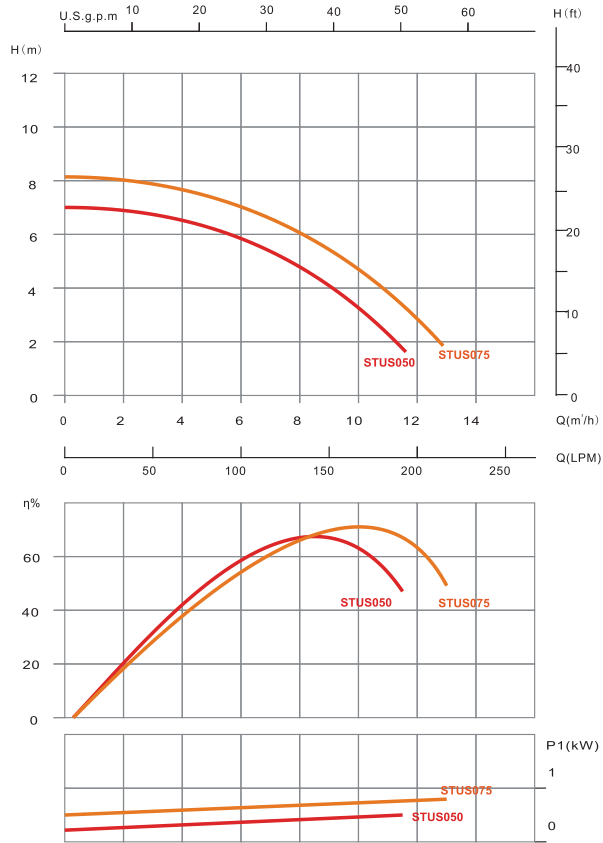
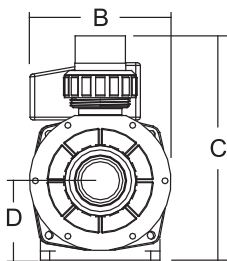
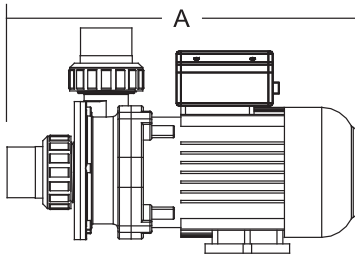
“STUS” Series Pump

“STUS” series pump is designed for domestic swimming pool or spa pool. 1.5 inch suction and discharge port with transparent lid. It operates at a low decibel and energy consumption which requires minimal maintenance.

Technical Information

Highlight Features:

- Asynchronous, Two poles
- Class insulation: 130
- IPX5 Waterproof standard
- Built-in thermal protection
- External heat sink
- Available in 60Hz with 115V
- Special design union compatible for both Imperial and Metric measurement standard
- S.S 316 Shaft
- S.S 316 Mechanical seal



Remarks: Flow curve information based on 115V/60Hz motor.

TECHNICAL INFORMATION & Dimension

Code 115V/60Hz	Model No	Connection Size		Input power	Horsepower
88020203	STUS050	1.5 inch	50mm	0.50kW	0.5HP
88020204	STUS075	1.5 inch	50mm	0.64kW	0.75HP

Model No	A mm	B mm	C mm	D mm	Capacitance 115V	Weight(kg)
STUS050	375	154	258	85	30uF	9
STUS075	375	154	258	85	30uF	10

Available from: