

TD Standard Path Light **STANDARD PREMIUM**

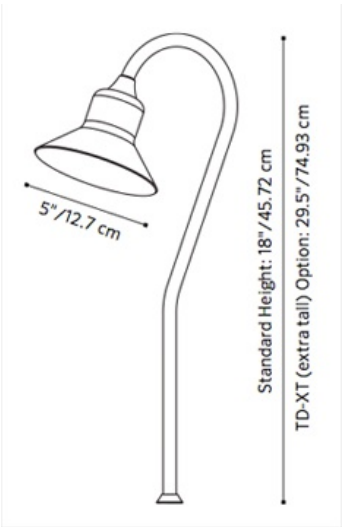


PROJECT
CATALOG #
TYPE
NOTES

The TD is one of the few pathlight fixtures that can bridge the architectural gap of a white picket fenced home in Martha’s Vineyard to a desertscape in Scottsdale. The simple symmetry and slender silhouette allows the TD to slip subtly into secluded sanctuaries. Using a direct downlight design, the TD is FX’s highest efficiency luminaire. The 12-watt lamp allows the TD to be as bright on the ground as 20 watts in most similar style pathlights. The asymmetrical elliptical lighting pattern pushes the light out in front of the TD making it great for area lighting from the perimeter.

Quick Facts

- Copper/brass construction
- Natural, powder coated, or antiqued copper/brass
- Incandescent lamp
- Input voltage: 10-15V





# TD Standard Path Light SPECIFICATIONS

## FX Luminaire

FX Luminaire is an industry-leading manufacturer of landscape and architectural lighting products with a focus on the advancement of LED technology and digital lighting control with zoning, dimming, and color adjustment capabilities. We offer a full spectrum of specification-driven lighting fixtures that can be utilized to create elegant, cutting-edge landscape lighting systems for commercial or residential applications. Our products are available exclusively via our extensive professional distributor network.

## Materials

Die-cast aluminum A380 housing, top/shade and riser.

## LED

G4 lamp base. Preinstalled T3 LED lamp option with G4 base offers a warm 2,700K color temperature with a minimum rated life (L70) 33,000 hours.

## Threads

Machined with 1/2"-14 (13 mm) NPSM threads.

## Finish

Two-layer protection of sulfuric acid anodization and polyester TGIC powder coat, providing superior outdoor weathering in all conditions. Tested to ASTM standards.

## Hardware

Includes ABS long slotted spike for ground mounting.

## Wiring

18 AWG (1 mm); SPT-1W; 220°F (105°C); 300V; 10' (3 m) length without riser.

## Sockets

Socket contains MoistureBlock™ technology, preventing moisture from wicking up into sealed areas of the fixture.

## Power

Input 10-15VAC/VDC 50/60Hz. Remote transformer required (specify separately).

## Weight

4.0 lbs. (1.8 kg)

## Lens

Frosted polycarbonate lens with high tolerance for thermal expansion, stress, and abuse.

## International Compliance

Compliant per IEC 60598-1 and IEC 60598-2-7 when used with ground mount ("GM-XX") accessory, or alternate mount greater than or equal to IP65.

## Ambient Operating Temperature

0°F to 140°F (-18°C to 60°C)

## Sustainability Installation Requirements

Designed for installation in the downward lighting direction only.

## Control

ZD or ZDC utilizes Luxor technology to zone light fixtures in up to 250 groups, dim each group in 1% increments between 0 and 100%, or change to one of 30,000 colors with RGBW LEDs. Add the Luxor Cube to this fixture to add zoning and dimming capabilities with either Luxor controller.

## Warranty Listings




Fixture	Lamp	Finish
TD	12 12W Incandescent	CU Copper
	18 18W Incandescent	NP Nickel Plate
	25 25W Incandescent	BZ Bronze Metallic
		DG Desert Granite
		WI Weathered Iron
		SB Sedona Brown
		FB Black
		FW Flat White
		SV Silver



EXAMPLE: TD-25-BZ

Spacing for minimum footcandle (fc) illumination on level ground:













Note: 1fc for commercial projects / .3fc for residential projects




Footcandles:		
Distance	TD-12	TD-18
4'	1.2	1.7
6'	.27	.53
8'	.08	.53
10'	.15	.27
12'	.08	.18
14'	.03	.09
16'	.01	.03
18'		.01

For conversion to lumens, multiply footcandles x 10.

MOUNTING OPTIONS: Specify Separately

Mounts	Catalog No.		Mounts	Catalog No.	
Long Slot Spike	250015840000		Three-Prong Spike	250020020000	
Super Slot Spike	753900		Mini J-Box for ½" Thread	MJB-050-XX*	
ProAim® Ratcheting Spike	PARS		Post Mount	PM-XX*	
Super J-Box Spike	SJ-XX*		VersaBox® Mount with ½" Thread	VB-050-XX*	
Variable Height Riser for Up Lights	VHR-UL		1.0" (25 mm) Copper Riser for GT Path Light	YY*-R-GT-XX*	

POWER OPTIONS: Specify Separately

Power	Catalog No.		Power	Catalog No.	
Luxor Cube - Low voltage	LCM-LV		Plug-in transformer, 6W	MT-6W	
Step-Down Transformer, UV (120/277 V to 12 V)	ST-UV		Lighting Fixture Surge Module	SURGE-MOD	