

LE LED Down Light DESIGNER PREMIUM




PROJECT
CATALOG #
TYPE
NOTES

The LE is a hanging down light designed for overhead illumination with 1LED. It is available in brass/copper construction.

Quick Facts

- Die-cast aluminum or brass
- Two-layer marine-grade anodization and powder coat finish
- Natural, powder coated, or antiqued brass finishes
- Cree® Integrated LEDs
- Color temperature filters
- Compatible with Luxor® technology
- Phase and PWM dimmable
- Input voltage: 10-15V



LE LED Down Light SPECIFICATIONS

Number of LEDs	1
Halogen Lumen Output Equivalent	10 Watt
Useful LED Life (L70)	50,000 hrs avg
Input Voltage	10 to 15V
VA Total (Use this number to size the transformer)	2.4
Watts Used	2.0
Lumens per Watt (Efficacy)	22.6
Max Lumens	55
CRI (Ra)	80.8
CCT	
Amber Filter	2700K
Frosted Filter	3900K
Green Filter	4500K
Blue Filter	5200K

LE LED Down Light SPECIFICATIONS

FX Luminaire

FX Luminaire is an industry-leading manufacturer of landscape and architectural lighting products with a focus on the advancement of LED technology and digital lighting control with zoning, dimming, and color adjustment capabilities. We offer a full spectrum of specification-driven lighting fixtures that can be utilized to create elegant, cutting-edge landscape lighting systems for commercial or residential applications. Our products are available exclusively via our extensive professional distributor network.

Materials

Die-cast C360 brass housing, C110 copper shroud, with stainless steel set screw, hanging cable, and cable lock.

LED

Integrated module with Cree LEDs. Gold-plated connectors and conformal coated for maximum reliability and corrosion resistance. Proprietary on-board intelligent driver uses firmware-controlled temperature regulation, maximizing LED life. Field upgradeable and replaceable, the LEDs are rated to 50,000 hrs. Maximum drive current: 1 A.

Finish

Options of natural copper (brass finish, or antiqued finish with brushed (Antique Bronze) or tumbled (Antique Tumbled) effect. Antique finishes sealed with a clear TGIC powder coat layer.

Hardware

Includes stainless steel cable with cable lock. Tamper-resistant set screw included.

Wiring

18 AWG (1 mm); SPT-1W; 220°F (105°C); 300V; 26' (8 m) length.

Sockets

Socket contains MoistureBlock™ technology, preventing moisture from wicking up into sealed areas of the fixture.

Optics

Polycarbonate color temperature adjustment lenses included with fixture: 2,700K (preinstalled), 3,900K, 4,500K, and 5,200K. Color temperature lenses field serviceable. Beam angle is calculated using LM-79 method for SSL luminaires.

Power

Input 10-15VAC/VDC 50/60Hz. Remote transformer required (specify separately).

Housing

Die-cast C360 brass housing with capacity for 1LED integrated LEDs.

Weight

1.3 lbs. (0.6 kg)

Lens

Frosted polycarbonate lens with high tolerance for thermal expansion, stress, and abuse.

International Compliance

Compliant per IEC 60598-1 and IEC 60598-2-7 by selecting the "e" version.

Ambient Operating Temperature

0°F to 140°F (-18°C to 60°C)

Sustainability Installation Requirements

Designed for installation in the downward direction only.

Control

ZD option utilizes Luxor technology to zone light fixtures in up to 250 groups, dim each group in 1% increments between 0 and 100%. Select the ZD option for zoning/dimming. Standard fixture is zoneable with Luxor.

Warranty Listings



LE LED Down Light

ORDERING INFORMATION

Fixture	Luxor Option	Lamp	Compliance	Finish
LE	[default] Zone	1 LED 2.0W/2.4VA	[default] North America (UL-listed)	AB Antique Bronze
	ZD Zone/Dim			AT Antique Tumbled
				CU Copper
				NP Nickel Plate
				BZ Bronze Metallic
				DG Desert Granite
				WI Weathered Iron
				SB Sedona Brown
				FB Black
				FW Flat White
				SV Silver





EXAMPLE FIXTURE CONFIGURATION: LE-ZD-1LED-BS



LE 1LED - Illuminance at a Distance

Distance	Center Beam fc	Beam Width	
Feet (Meters)	Foot-Candles (Lux)	Vertical: 58.5 °	Horizontal: 57.6 °
1.7' (0.5 m)	11.99 fc	1.9 ft	1.8 ft
3.3' (1.0 m)	3.0 fc	3.7 ft	3.7 ft
5.0' (1.5m)	1.33 fc	5.6 ft	5.5 ft
6.7' (2.0 m)	0.75 fc	7.5 ft	7.3 ft
8.3' (2.5 m)	0.48 fc	9.3 ft	9.2 ft
10.0' (3.0 m)	0.33 fc	11.2 ft	11.0 ft

MOUNTING OPTIONS: Specify Separately

Mounts	Catalog No.		Mounts	Catalog No.	
Hanging Cable Lock	250021820000		Hanging Cable	250021830000	

POWER OPTIONS: Specify Separately

Power	Catalog No.	
Plug-in transformer, 6W	MT-6W	
Lighting Fixture Surge Module	SURGE-MOD	

Power	Catalog No.	
Step-Down Transformer, UV (120/277 V to 12 V)	ST-UV	