



PROJECT _____

CATALOG # _____

TYPE _____

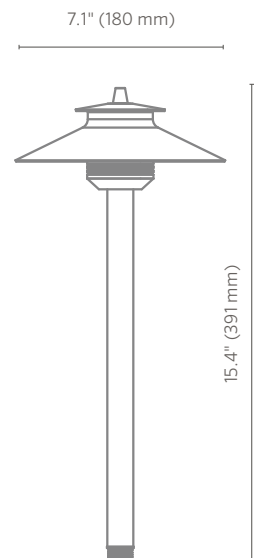
NOTES _____

DM Path Light STANDARD PREMIUM

Combining simplicity, elegance, and modesty, the timeless design influences of the DM are smartly captured in both shape and function. Available in aluminum or copper/brass construction.

Quick Facts

- Copper/brass or aluminum construction
- G4 bi-pin lamp base
- Natural, powder coated, or antiqued finishes
- Compatible with Luxor® technology
- Phase dimmable
- Input voltage: 10-15V



DM Path Light SPECIFICATIONS

Output	LED20W
Total Lumens†	41
Input Voltage	11 to 15V
Input Power (W)	1.2
VA	1.7
Efficacy (Lumens/Watt)	36
Color Rendering Index (CRI)	84
Max Candela	12
Dimming	Phase*
Luxor Compatibility	
ZD Option	Use Luxor Cube (LCM-LV)
Minimum Rated Life (L70)	33,000 Hrs

* For optimal performance, use a trailing-edge, phase-cut dimmer.

FX Luminaire

FX Luminaire is an industry-leading manufacturer of landscape and architectural lighting products with a focus on the advancement of LED technology and digital lighting control with zoning, dimming, and color adjustment capabilities. We offer a full spectrum of specification-driven lighting fixtures that can be used to create elegant landscape lighting systems for commercial or residential applications. Our products are available exclusively via our extensive professional distributor network.

Materials

Machined C360 brass cap and reducer with stainless hardware. Spun C110 copper top/shade and extruded C110 copper riser. 6061 aluminum is used on "A" version.

Lamp

G4 lamp base. Preinstalled T3 LED lamp option with G4 base offers a warm 2,700K color temperature with a minimum rated life (L70) 33,000 hours.

Lens

Frosted glass lens with sandblasted softening feature.

Socket

Socket contains MoistureBlock™ technology, preventing moisture from wicking up into sealed areas of the fixture.

Power

Input 110-15 VAC/VDC, 50/60 Hz. Remote transformer required (specify separately).

Finish

Options of natural copper/brass finish or TGIC powder coat. Brass reducer on stem remains natural (not powder coated) for powder coated finishes on the version with copper/brass base metals..

Weight

2.0 lbs. (0.9 kg)

Hardware

½"-14 (13 mm) NPS threads

Ambient Operating Temperature

0°F to 140°F (-18°C to 60°C)

Wiring

18 AWG (1 mm); SPT-1W; 220°F (105°C); 300V; 10' (3 m) length.

International Compliance

Compliant per IEC 60598-1 and IEC 60598-2-7 when used with ground mount ("GM-XX") accessory, or alternate mount greater than or equal to IP65.

Control

Luxor zoning and dimming technology with use of Luxor Cube (LCM-LV). Luxor technology allows up to 250 groups, dimmable in 1% increments between 0 and 100%.

Sustainability

Innovation meets conservation in the design and manufacturing of our products. Where we can, we use recycled materials while maintaining superior functionality. Our LED products provide high-quality light at optimal energy efficiency, lifespan, and durability.

Installation Requirements

Designed for installation in the downward lighting direction only.

ISO

9001:2015 certified facility

Warranty

10-year limited warranty on fixture; 5-year limited warranty on preinstalled FX Luminaire LED lamp; no warranty on incandescent or halogen lamp.

Listings



DM Path Light ORDERING INFORMATION

Fixture	Material	Lamp	Riser	Finish	
DM*	■ [default] Copper/Brass	■ NL No lamp	■ 8R 8" (203 mm) Riser	■ CU Natural Copper	■ FW Flat White
	■ A Aluminum†	■ LED20W 20W Equivalent LED Lamp, 2,700K	■ 12R 12" (305 mm) Riser	■ BZ Bronze Metallic	■ AL Almond
			■ 18R 18" (457 mm) Riser	■ DG Desert Granite	■ SV Silver
			■ 24R 24" (610 mm) Riser	■ WI Weathered Iron	■ AB Antique Bronze
			■ 36R 36" (914 mm) Riser	■ SB Sedona Brown	■ AT Antique Tumbled
				■ FB Black	■ NP Nickel Plate
			■ WG White Gloss		

EXAMPLE FIXTURE CONFIGURATION: DM-LED20W-18R-CU



* Long Slot Spike (250015840000)

** Offered only as no lamp, 12" (305 mm) and 18" (457 mm) option only

† Aluminum option not available in CU, AB, AT, or NP finishes.

MOUNTING OPTIONS: Specify Separately

Mounts	Code	
■ POST MOUNT 2.5" (64 mm) x 13" (330 mm)	PM-XX*	
■ GROUND MOUNT 2.7" (67 mm) Diameter	GM-XX*	
■ VERSABOX® 2.2" (57 mm) x 1.5" (39 mm)	VB-050-XX*	
■ SUPER J-BOX 2.5" (64 mm) x 12" (305 mm)	SJ-XX*	
■ SUPER SLOT SPIKE 2.5" (63 mm) x 10" (254 mm)	753900	
■ PARS 2.5" (64 mm) x 9.9" (251 mm)	PARS	

*YY = riser height in inches (6" increments between 6" and 36"; 105 mm increments between 150 mm and 900 mm), XX = finish code

LUXOR® TECHNOLOGY OPTIONS: Specify Separately

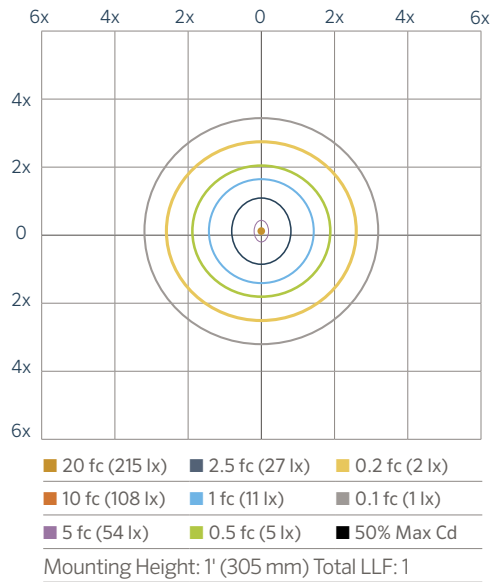
Cubes	Code	
■ LOW-VOLTAGE CUBE Supports AC dimmable LEDs and incandescent; MAX LOAD: 60W/5A	LCM-LV	
■ RELAY/0-10V CUBE Supports relay switch; MAX LOAD: 250VAC/5A	LCM-RLY-010V	

RISER OPTIONS: Specify Separately

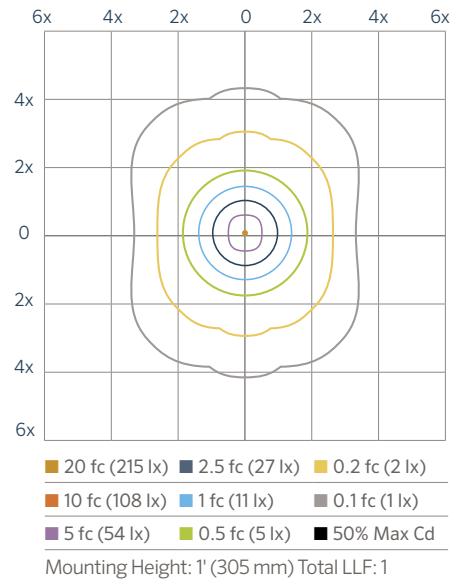
Riser	Code	
■ RISER 1.0" (25 mm) Diameter	YY-R-GT-XX*	

DM Path Light PHOTOMETRICS

DM LED 10W Isofootcandle Plot



DM LED 20W Isofootcandle Plot



FIXTURE SPACING

DM-LED20W



fc	10	0.2	0.1
lux	100	2.0	1.0

Recommended spacing for area lights

10' (3.0 m) Residential applications at 0.1 fc (1 lx)

7' (2.1 m) Commercial applications at 0.2 fc (2.2 lx)

Cree is a registered trademark of Cree Inc. MoistureBlock is a trademark of DSM&T Co. Inc.

© 2019 Hunter Industries Inc. Hunter, FX Luminaire, all related logos, and all other trademarks are property of Hunter Industries, registered in the U.S. and other countries.