

Terra™ TG-60 Ground Wash



PROJECT _____

CATALOG # _____

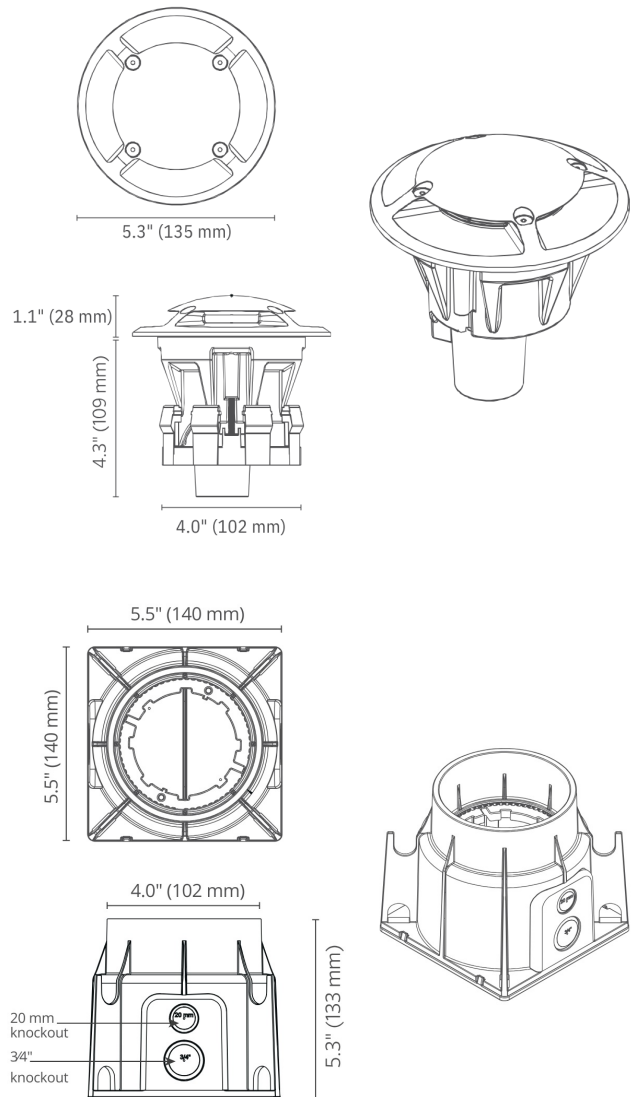
TYPE _____

NOTES _____

Designed for wide-area illumination, the midsized Terra TG-60 Ground Wash combines exceptional water protection with customizable light distribution that's field adjustable from 90° to 360°. Built from solid brass for lasting durability, it's easy to install and serves as a premium solution for residential and commercial outdoor lighting projects.

Quick Facts

- IP66/67 rated and IP68 submersion tested for superior water protection
- Customizable light distribution, Field adjustable from 90°-360°
- Drive-over durability with the Concrete Pour Kit (CPK-T6X)
- Alignment-locking and tamper-resistant design
- Built-in Luxor® Technology offers zoning, dimming, and RGBW color options for total design flexibility
- Solid brass construction provides unmatched durability
- Quick installs using 4" Schedule 40 and Thin Wall conduit



Terra™ TG-60 Ground Wash SPECIFICATIONS

Light Source	3LED		3LEDT		6LED		9LED		ZDC	
	90°	180°	90°	180°	90°	180°	90°	180°	90°	180°
Total Lumens[†] (lm)	10	35			20	60	30	90	15	55
Power Consumption (VA)	4.5		4.5		9.3		12.2		11.0	
Efficacy (Lumens per Watt)	3	9			2	8	3	9	2	6
Correlated Color Temperature (CCT)	2700K		Amber (585-595 nm)		3000K		4000K		RGBW	
Maximum Candela[†] (cd)	5	5			10	10	20	20	10	10
Color Rendering Index (CRI)	83	83			83	83	83	83	80	80
Input Voltage	10 to 15V		10 to 15V		10 to 15V		10 to 15V		11 to 15V	
Minimum Rated Life (L70/B10)	L70 (Hrs) 72,000		L70 (Hrs) 55,000		L70 (Hrs) 72,000		L70 (Hrs) 72,000		L70 (Hrs) 55,000	

† Measured using 3000k.

Terra™ TG-60 Ground Wash SPECIFICATIONS

About FX Luminaire

As a leading manufacturer of landscape and architectural lighting, FX Luminaire provides innovative products, resources, and support to help customers bring their visions to life. The company offers a range of specification-driven solutions, including fixtures, controls, and accessories, to enhance residential and commercial landscapes.

Materials

Brass

Dimming

Primary: Consult transformer specifications. Secondary: Luxor® Controller smooth dimming with ZD or ZDC configuration, or a trailing-edge (reverse phase-cut) dimmer.

Adjustability

360° of rotational adjustment

Configuration

Integral driver

Finish

Options of natural metal finish, antiqued finish with brushed (Antique Bronze) effect, or polyester TGIC powder-coated finish, providing superior outdoor weathering in all conditions. Tested to ASTM standards. Antique finishes sealed with a clear TGIC powder-coated layer.

Wiring

18 AWG (1 mm); SPT-1W; 220°F (105°C); 300 V; 10' (3 m) length, prestripped.

Sockets

Socket contains MoistureBlock™ Technology to prevent moisture from wicking up into sealed areas of the fixture.

Installation Accessories (Included)

Preinstalled Mounting Collet (T6X-CLT) to secure fixture in 4" conduit.

Lens

High optical purity glass.

Ambient Operating Temperature

0°F to 140°F (-18°C to 60°C)

Input Voltage

10 to 15 VAC/VDC, 50/60 Hz; 11 to 15 VAC required for ZDC configurations. Remote transformer required (specify separately).

Power Consumption

Specified power consumption indicates the full apparent power.

Housing Capacity

Premium brass housing with capacity for 1 LED, 3 LED, 6 LED, 9 LED, or ZDC integrated LEDs.

Installation Requirements

For installations in North American 4" Schedule 40 conduit or 4" SDR-21 thin-wall conduit, use the preinstalled collet (T6X-CLT). If coring is required, use a 4" core drill.

Lens Transparency

Frosted

Beam Angles

Customizable light distribution, Field adjustable from 90°-360° with preinstalled silicon blinds.

Control

ZD or ZDC options use Luxor Technology to zone fixtures in up to 250 groups, dim each group in 1% increments between 0% and 100%, or change to one of 30,000 colors with RGBW LEDs. Select the ZD option for zoning/dimming or ZDC for zoning/dimming/color. Standard fixture is zoneable with Luxor Controller.

Manufacturing

ISO 9001:2015 certified facility

Lifetime

L70 rating conforms to IES LM-80/TM-21 standards, projecting lumen maintenance to 70% of initial output

Warranty

10-year limited warranty

Drive-Over Rated

Load strength suitable for walk-over and drive-over applications. Static load rating: 4,400 lb (2,000 kg).

Listings



Terra™ TG-60 Ground Wash ORDERING INFORMATION


Fixture	Control	Power	Color Temp	Compliance	Finish
TG-60	[Default] Zone with Luxor, On/Off, Phase Dimmable	3 LED 4.5 VA	W Warm (2700K)	[default] North America (UL Listed)	BZ Bronze -Metallic
	ZD Zone/Dim with Luxor	6 LED 9.3 VA	S Soft (3000K)	E International (CE Certified)	FB Black
	ZDC Zone/Dim/Color with Luxor	9 LED 12.2 VA	C Cool (4000K)		DG Desert -Granite
		[default ZDC option] 11.0 VA	T Wildlife-Friendly (585 to 595 nm)		WI Weathered -Iron
			[Default] RGBW, ZDC Option Required		SB Sedona -Brown
					FW Flat White
					SV Silver
					AB Antique -Bronze
					BS Natural Brass



EXAMPLE FIXTURE CONFIGURATION: **TG-60-XX-XXXX-X-X-XX**

Terra™ TG-60 Ground Wash ORDERING INFORMATION

MOUNTING OPTIONS: Specify Separately

Mounts	Catalog No.		Mounts	Catalog No.
CPK	CPK-T6X			

Terra™ TG-60 Ground Wash ORDERING INFORMATION

GLARE CONTROL: Specify Separately

Glare Control	Catalog No.		Glare Control	Catalog No.
Hex Baffle for MR-16 LED Lamps	250015260000			

Terra™ TG-60 Ground Wash ORDERING INFORMATION














LENS OPTIONS: Specify Separately

Lenses	Catalog No.	Lenses	Catalog No.
Integrated LED Flood Lens, 35°	X*-LEDFLENS		







Terra™ TG-60 Ground Wash ORDERING INFORMATION

POWER OPTIONS: Specify Separately

Power	Catalog No.		Power	Catalog No.	
Low-Voltage Dimmer	DIM-LV		DX Controller, 150 W, Matte Gray	DX-150-M	
DX Controller, 150 W, Stainless Steel	DX-150-SS		DX Controller, 300 W, Matte Gray	DX-300-M	
	LSAT-300-SS		Mini Plug-In Transformer, 30 W	MT-30W	
Plug-In Transformer, 6 W	MT-6W		PX Transformer, 300 W	PX-300-SS	
PX Transformer, 600 W	PX-600-SS		PX Transformer, 900 W	PX-900-SS	
Step-Down Transformer, Dimmable (120 V to 12 V)	ST-120-DIM		Step-Down Transformer, UV (120/277 V to 12 V)	ST-UV	
	SURGE-MOD				

SPLICING OPTIONS: Specify Separately

Splicing	Catalog No.		Splicing	Catalog No.	
Brass Lug Wire Connectors, 2-pack	WCHSBS2		Brass Lug Wire Connectors, 50-item Bulk Pack	WCHSBS50	
Heat Shrink Wire Connectors, 20-pack, Medium	WCHSMD20		Heat Shrink Wire Connectors, 20-pack, Small	WCHSSM20	
Ratcheting Crimper Tool	WCHSTOOL	