
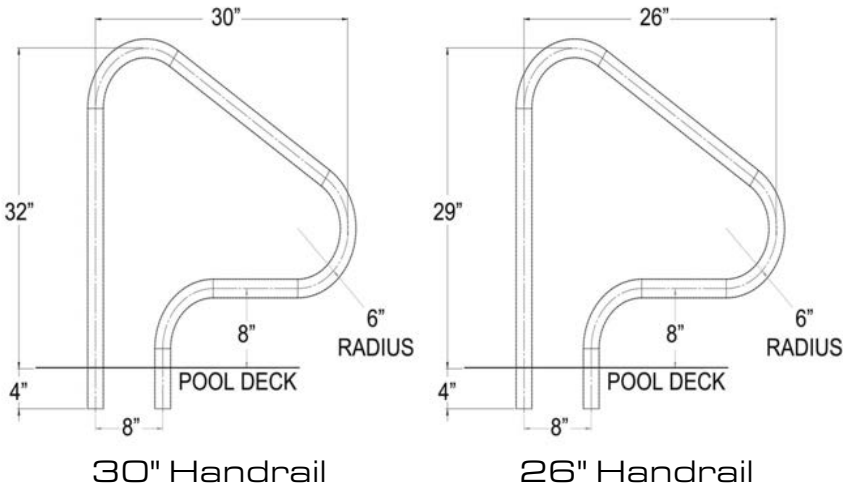



CLASSIC FIGURE 4

HANDRAIL™

- 304 stainless steel construction
- Constructed of 1.9" OD and .049" or .065" wall thickness
- Powder coat options are salt water friendly



Polished



White



Sand



Copper Vein



Silver Vein

PART NUMBER	DESCRIPTION
GPP-RL-C49-26FIG4-SS	Classic Figure 4 26" Handrail .049" Wall Polished
GPP-RL-C49-26FIG4-WH	Classic Figure 4 26" Handrail .049" Wall White
GPP-RL-C49-26FIG4-SD	Classic Figure 4 26" Handrail .049" Wall Sand
GPP-RL-C49-26FIG4-CV	Classic Figure 4 26" Handrail .049" Wall Copper Vein
GPP-RL-C49-26FIG4-SV	Classic Figure 4 26" Handrail .049" Wall Silver Vein
GPPOTE-A4C8	4" Double Socket Anchor on 8" Channel

Part numbers indicate .049" wall thickness. For .065" wall thickness, replace "C49" with "C65".
 Can be upgraded to Marine Grade 316. When ordering, add "-M" following the color code.
 To order as a set of 2, add "-2" to the end of the part number.
 For 30" rail, replace "26FIG4" with "30FIG4".
Anchor not included.

