

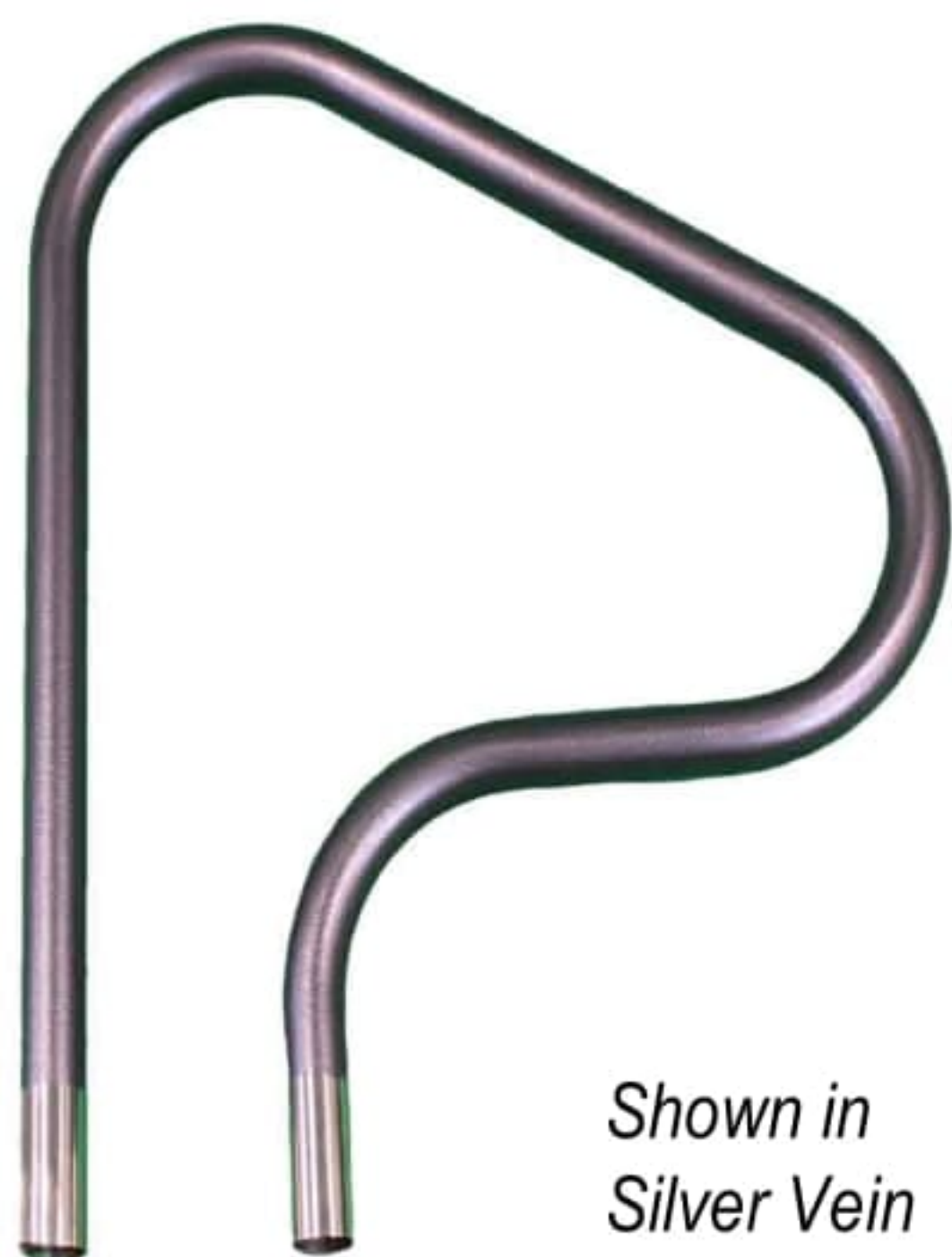


GLOBAL

POOL PRODUCTS

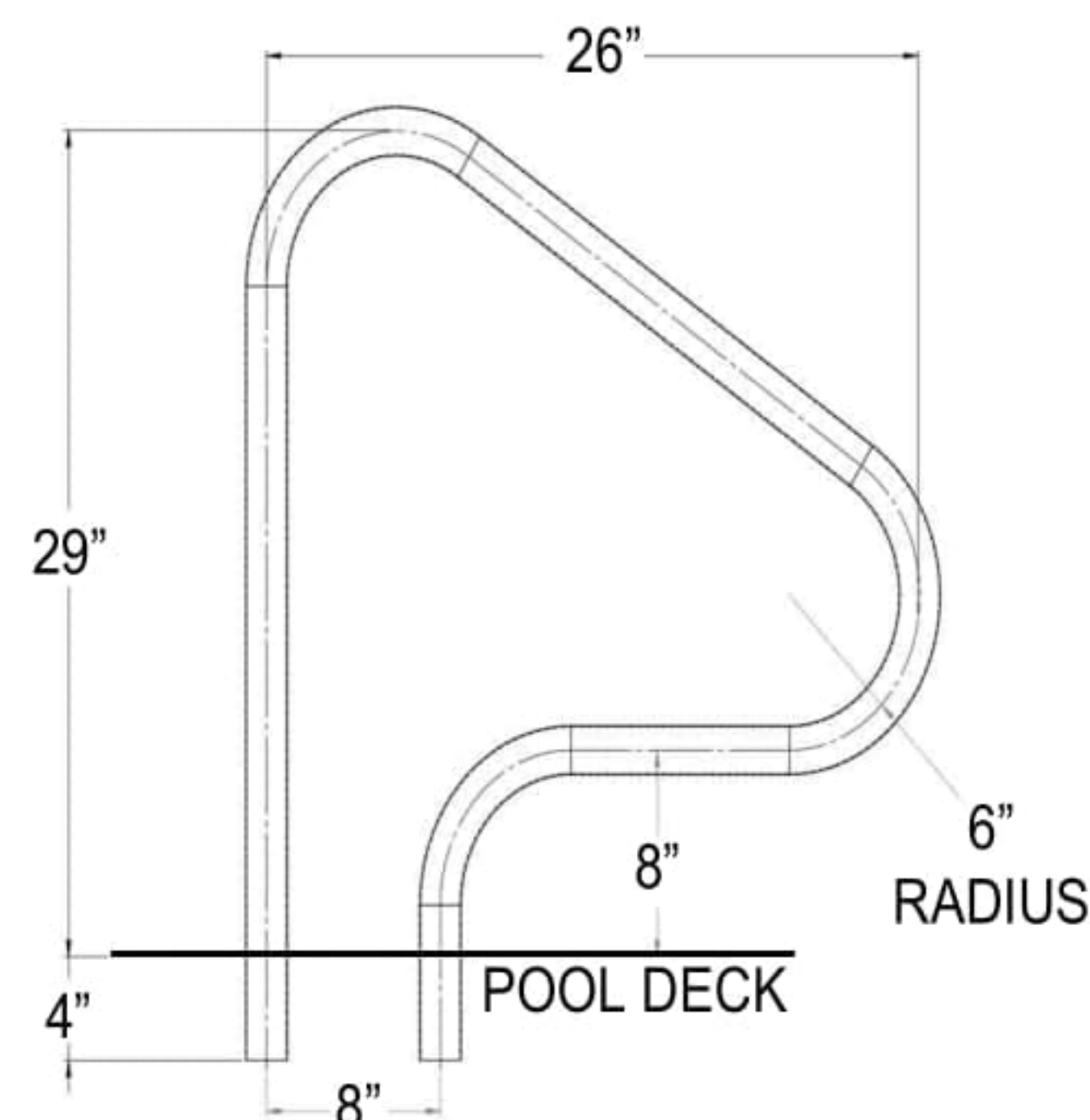
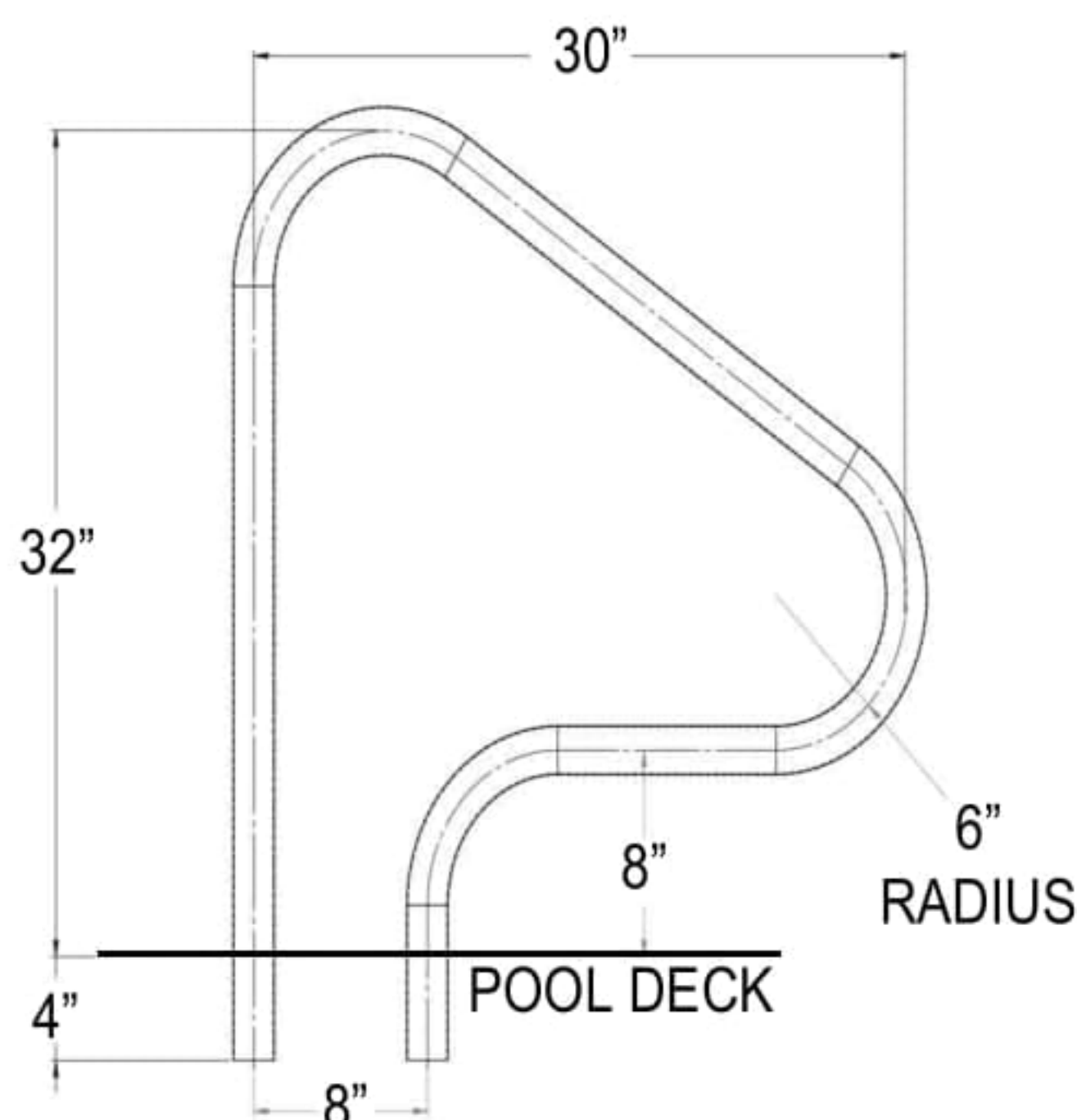
"committed to engineering and manufacturing world class products in the pool industry"

CLASSIC FIGURE 4 HANDRAIL



Shown in
Silver Vein

-  White
-  Polished
-  Copper Vein
-  Silver Vein



Part Number	Description
GPP-RL-C49-26FIG4-SS	CLASSIC FIGURE 4 - 26" HANDRAIL POLISHED .049" WALL
GPP-RL-C49-30FIG4-SS	CLASSIC FIGURE 4 - 30" HANDRAIL POLISHED .049" WALL
GPP-RL-C65-26FIG4-CV	CLASSIC FIGURE 4 - 26" HANDRAIL COPPER VEIN .065" WALL
GPP-RL-C65-26FIG4-SV	CLASSIC FIGURE 4 - 26" HANDRAIL SILVER VEIN .065" WALL
GPP-RL-C65-26FIG4-SS	CLASSIC FIGURE 4 - 26" HANDRAIL POLISHED .065" WALL
GPP-RL-C65-26FIG4-WH	CLASSIC FIGURE 4 - 26" HANDRAIL WHITE .065" WALL
GPP-RL-C65-30FIG4-CV	CLASSIC FIGURE 4 - 30" HANDRAIL COPPER VEIN .065" WALL
GPP-RL-C65-30FIG4-SV	CLASSIC FIGURE 4 - 30" HANDRAIL SILVER VEIN .065" WALL
GPP-RL-C65-30FIG4-SS	CLASSIC FIGURE 4 - 30" HANDRAIL POLISHED .065" WALL
GPP-RL-C65-30FIG4-WH	CLASSIC FIGURE 4 - 30" HANDRAIL WHITE .065" WALL
GPP-OTE-ACH8	4" ALUMINUM ANCHOR SOCKET W/ 8" CHANNEL

The Classic Figure 4 Handrail has several options to help customize your handrail to your liking. This handrail is constructed of a 1.90" stainless steel tube with optional wall thicknesses of .049" or .065", while having the color options of white, polished or one of the premium powder coat colors that include copper or silver vein.

Note: The .049" wall thickness is ONLY offered in polished. The .065" wall option is also offered marine grade, when ordering add "-M" to the end of the part number on the .065" handrail. This rail can also be ordered as a pair by adding "-2" to the end of the part number. Anchor socket is 4" and constructed out of aluminum (GPP-OTE-AHC8). *Anchors are not included.*



POOL LIFTS



OVER
THE
EDGE



SLIDES



HANDRAILS
&
LADDERS