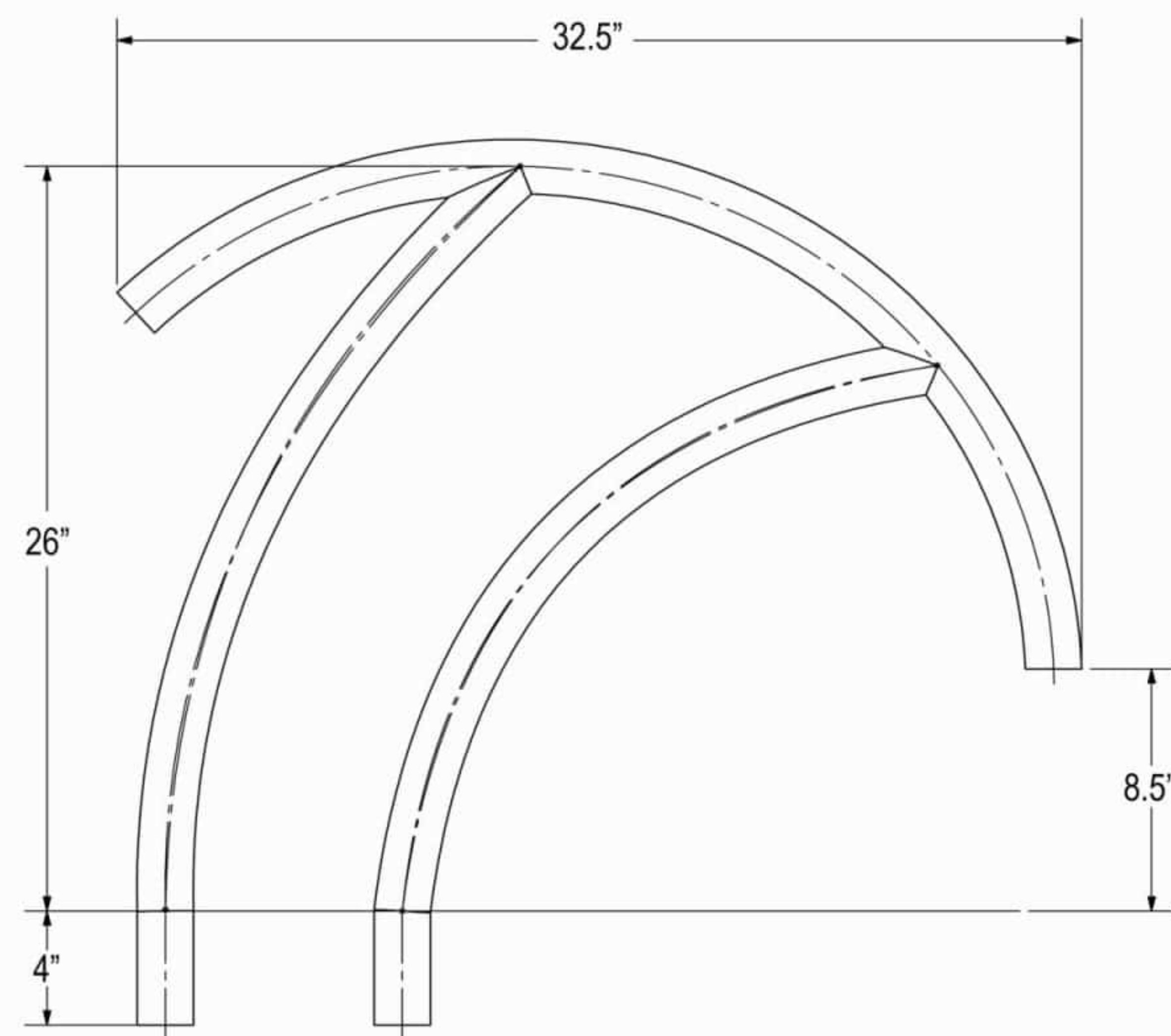







# MODERN FIGURE 4

## GRAB RAIL



PART NUMBER	DESCRIPTION
GPP-MR-GR30-SS	MODERN FIGURE 4 GRAB RAIL .065 WALL POLISHED
GPP-MR-GR30-SV	MODERN FIGURE 4 GRAB RAIL .065 WALL SILVER VEIN
GPP-MR-GR30-CV	MODERN FIGURE 4 GRAB RAIL .065 WALL COPPER VEIN
GPP-MR-GR30-SD	MODERN FIGURE 4 GRAB RAIL .065 WALL SAND
GPP-MR-GR30-WH	MODERN FIGURE 4 GRAB RAIL .065 WALL WHITE

Color Options		
 Silver Vein	 Copper Vein	 Sand
 White	 Polished	

The ModernFigure 4 Handrail has several options to help customize your handrail to your liking. This handrail is constructed of a 1.90" stainless steel tube with optional wall thicknesses of .065, while having the color options of white, sand, polished or one of the premium powder coat colors that include copper or silver vein. Note: This rail can also be ordered as a pair by adding "-2" to the end of the part number. When placing an order for "Marine Grade" you will need to add the "-M" extension to the end of your part number. Anchor socket is 4" and constructed out of aluminum (GPP-OTE-AHC8). *Anchors are not included.*