
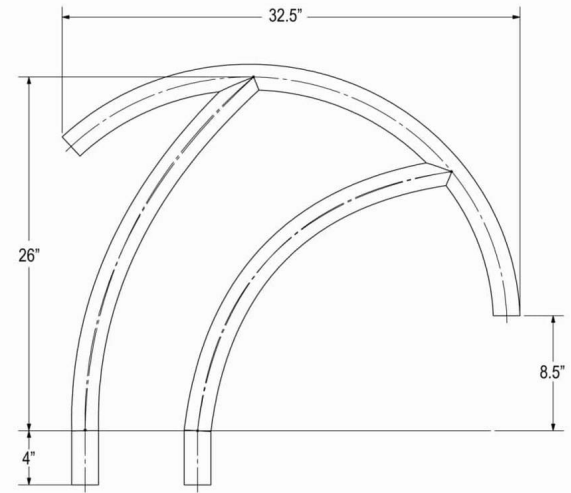



MODERN FIGURE 4 GRAB RAIL™

- 304 stainless steel construction
- Constructed of 1.9" OD and .065" wall thickness
- Powder coat options are salt water friendly




Polished



White



Sand



Copper Vein



Silver Vein

PART NUMBER	DESCRIPTION
GPP-MR-GR30-SS	Modern Figure 4 30" Grab Rail .065" Wall Polished
GPP-MR-GR30-WH	Modern Figure 4 30" Grab Rail .065" Wall White
GPP-MR-GR30-SD	Modern Figure 4 30" Grab Rail .065" Wall Sand
GPP-MR-GR30-CV	Modern Figure 4 30" Grab Rail .065" Wall Copper Vein
GPP-MR-GR30-SV	Modern Figure 4 30" Grab Rail .065" Wall Silver Vein
GPPOTE-A4C8	4" Double Socket Anchor on 8" Channel

Can be upgraded to Marine Grade 316. When ordering, add "-M" following the color code.
Anchor not included.

