
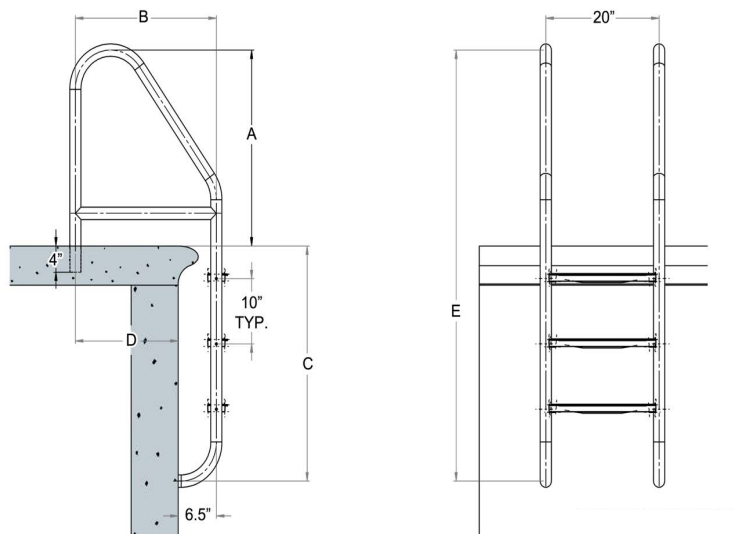



# CLASSIC WELDED BRACE LADDER™

- 304 stainless steel construction
- Constructed of 1.9" OD and .049" or .065" wall thickness
- Powder coat options are salt water friendly

LADDER	A	B	C	D	E
2-Step 23"	26"	24"	28"	17.5"	54"
3-Step 23"	26"	24"	38"	17.5"	66"
4-Step 23"	26"	24"	48"	17.5"	78"
2-Step 29"	26"	30"	31"	23.5"	54"
3-Step 29"	26"	30"	41"	23.5"	66"
4-Step 29"	26"	30"	51"	23.5"	78"
2-Step 35"	31"	36"	32"	29.5"	59"
3-Step 35"	31"	36"	42"	29.5"	71"
4-Step 35"	31"	36"	52"	29.5"	83"



Polished



White



Sand



Copper Vein



Silver Vein

PART NUMBER	DESCRIPTION
GPP-LD-C49-23-3ST-WB-SS	Classic 3-Step 23" Welded Brace Ladder .049" Wall Polished
GPP-LD-C49-23-3ST-WB-WH	Classic 3-Step 23" Welded Brace Ladder .049" Wall White
GPP-LD-C49-23-3ST-WB-SD	Classic 3-Step 23" Welded Brace Ladder .049" Wall Sand
GPP-LD-C49-23-3ST-WB-CV	Classic 3-Step 23" Welded Brace Ladder .049" Wall Copper Vein
GPP-LD-C49-23-3ST-WB-SV	Classic 3-Step 23" Welded Brace Ladder .049" Wall Silver Vein
GPPOTE-A4C20	4" Double Socket Anchor on 20" Channel

Part numbers above are for 3-step ladder. Replace "3ST" with "2ST" for 2-step or "4ST" for 4-step.

Part numbers indicate .049" wall thickness. For .065" wall thickness, replace "C49" with "C65".

Can be upgraded to Marine Grade 316. When ordering, add "-M" following "WB". All ladders ship with white steps but can be upgraded. To upgrade tread, add associated abbreviation to the end of the final part number. *Anchor not included.*

Part numbers above are for 23" Welded Brace Ladder.

For 29" ladder replace "23" with "29".

For 35" ladder replace "23" with "35".



White



Grey (-6")



Stainless Steel (-SST")



Sand (-S")



LIFTS



BARS



GAMES



RAILS & LADDERS



SLIDES



DIVING BOARDS