
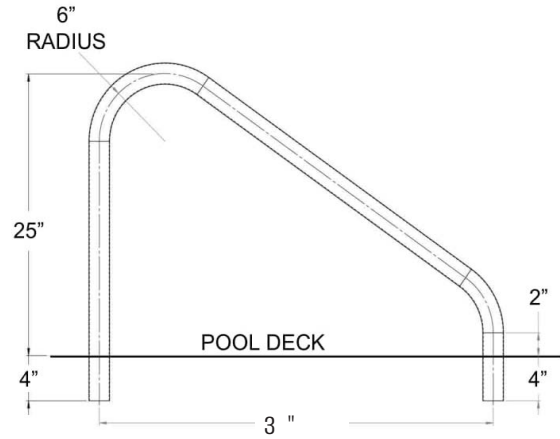



Classic Deck Mount 36" Stair Rail™

- 304 stainless steel construction
- Constructed of 1.9" OD and .049" or .065" wall thickness
- Powder coat and marine grade options are salt water friendly



Polished



White



Sand



Global Grey



Copper Vein



Silver Vein

Part Numbers	Descriptions
GPP-RL-C49-DM36-SS	Classic Deck Mount 36" Stair Rail .049" Wall Polished
GPP-RL-C49-DM36-WH	Classic Deck Mount 36" Stair Rail .049" Wall White
GPP-RL-C49-DM36-SD	Classic Deck Mount 36" Stair Rail .049" Wall Sand
GPP-RL-C49-DM36-GR	Classic Deck Mount 36" Stair Rail .049" Wall Global Grey
GPP-RL-C49-DM36-SV	Classic Deck Mount 36" Stair Rail .049" Wall Silver Vein
GPP-RL-C49-DM36-CV	Classic Deck Mount 36" Stair Rail .049" Wall Copper Vein
GPPOTE-A4C	4" Socket Anchor

Part numbers indicate .049" wall thickness. For .065" wall thickness, replace "C49" with "C65".

Can be upgraded to Marine Grade 316. When ordering, add "-M" following the color code.
 To order as a set of 2, add "-2" to the end of the part number.
Anchor not included.

