


COMPACT, QUIET & BUILT TO LAST

Super Fit II 2hp

Single Speed Pump

With a super compact and quiet operation, the Super Fit II is built to last



HAYWARD
We Build Better.™

Super Fit II

Single Speed Pump

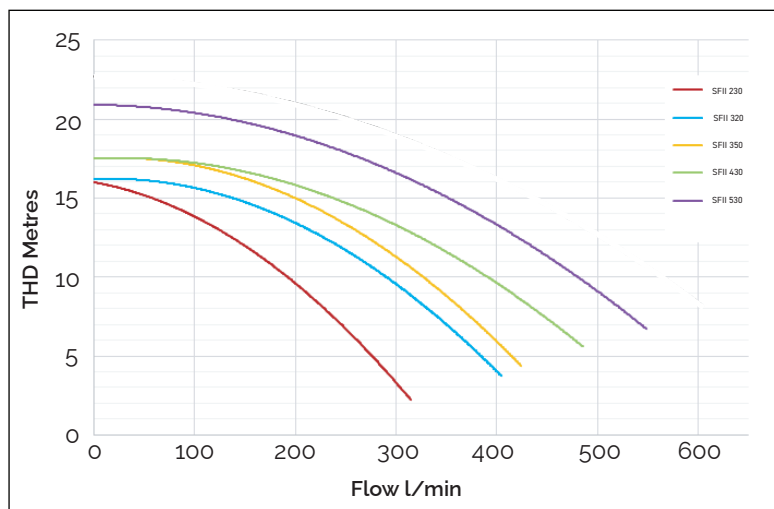
COMPACT, QUIET
& BUILT TO LAST

- **Compact design** with significantly smaller foot print than other Hayward pumps.
- **Full flow hydraulics** allow a greater flow at a lower operational cost.
- **Heavy duty, high performance motor** with advanced airflow ventilation for quieter, cooler operation.
- **Warranty:** 2 years + 1 year if purchased from a Totally Hayward Partner.

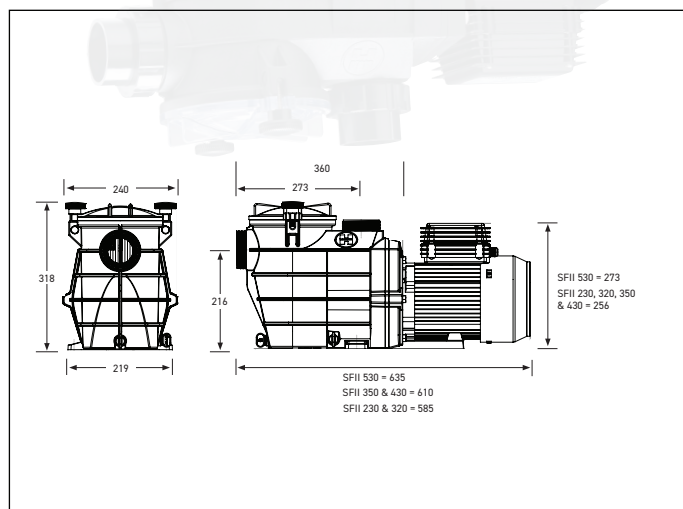
3 YEAR*
WARRANTY



Flow Charts



Dimensions



MODEL NUMBER	INGRESS PROTECTION	MAX INPUT POWER (KW)	INPUT AMPS	HP	LENGTH x WIDTH (mm)	PVC PIPE (mm)	NOISE DB (A)@1M	WEIGHT (Kg)
SFII 230	IPX5	0.74	3.3	0.75	585 X 240	40/50	< 70	12.56
SFII 320	IPX5	0.98	4.34	1	585 X 240	40/50	< 70	13.46
SFII 350	IPX5	1.1	5.1	1.25	610 X 240	40/50	< 70	15.36
SFII 430	IPX5	1.38	6.23	1.5	610 X 240	40/50	< 70	15.36
SFII 530	IPX5	1.7	7.4	2	635 X 240	40/50	< 70	19.11