

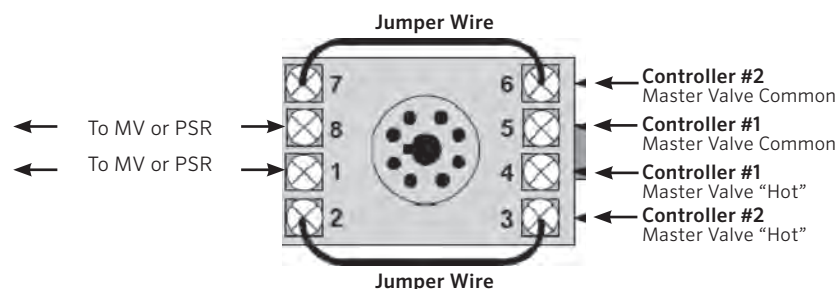
REL 2® RELAY INSTALLATION GUIDE



REL 2 is used to allow multiple controllers to operate the same low-voltage device (Master Valve or Pump Start Relay).

REL 2 is NEVER connected to high voltage. It is for 24VAC devices only.

Two Controllers With One Master Valve/Pump Start Relay



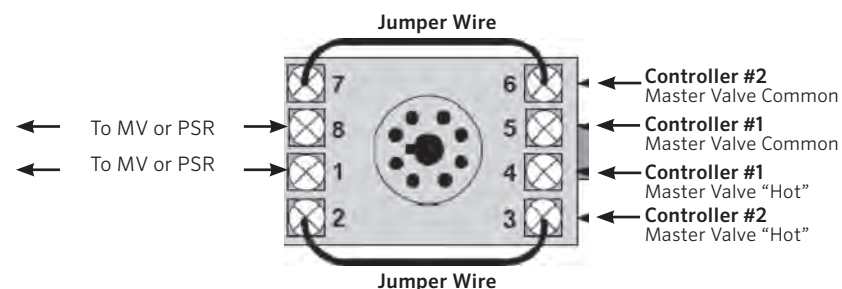
REL 2® RELAY INSTALLATION GUIDE



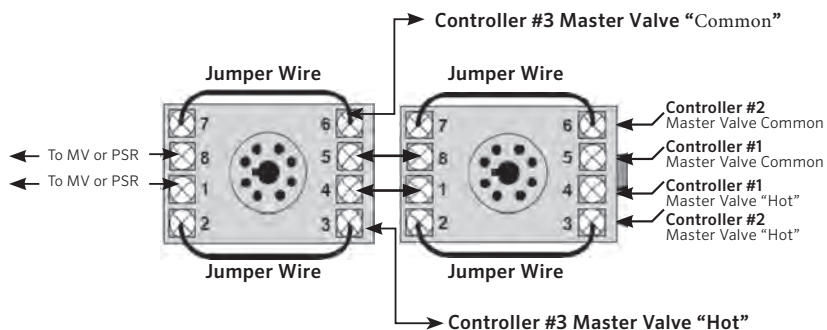
REL 2 is used to allow multiple controllers to operate the same low-voltage device (Master Valve or Pump Start Relay).

REL 2 is NEVER connected to high voltage. It is for 24VAC devices only.

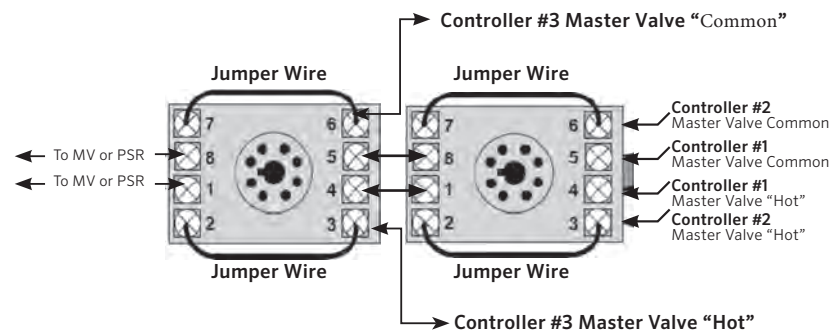
Two Controllers With One Master Valve/Pump Start Relay



Three Controllers With One Master Valve/Pump Start Relay



Three Controllers With One Master Valve/Pump Start Relay



Please contact huntertechnical.support@hunterIndustries.com for additional REL2 assistance.

Please contact huntertechnical.support@hunterIndustries.com for additional REL2 assistance.