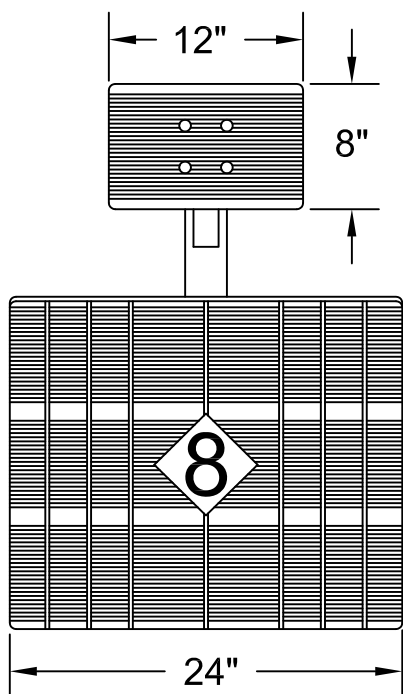
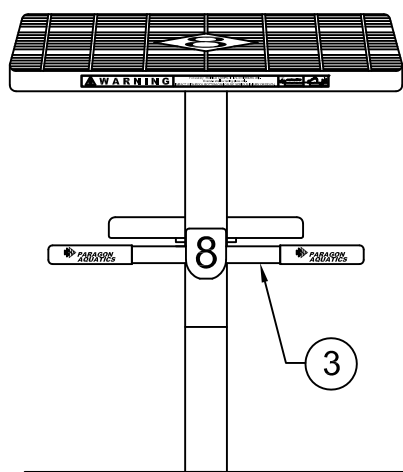
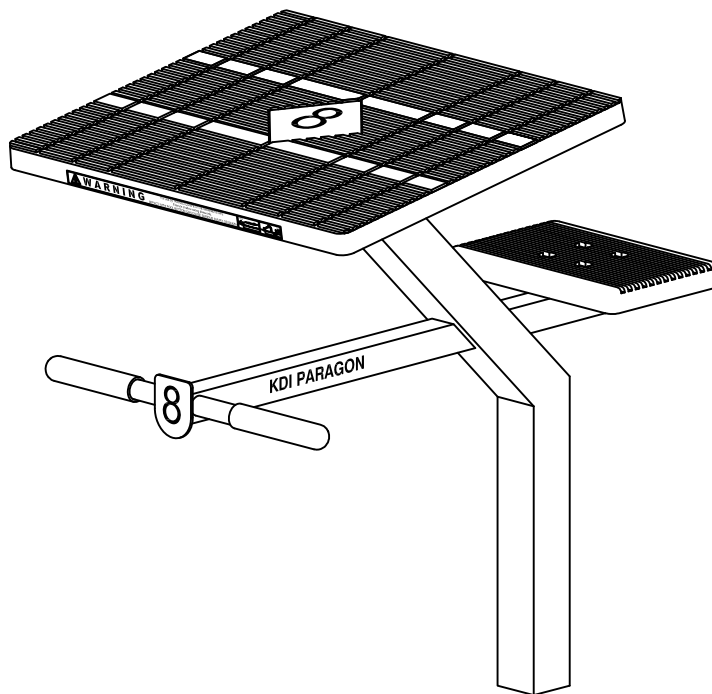


# Standard Quickset Starting Platform

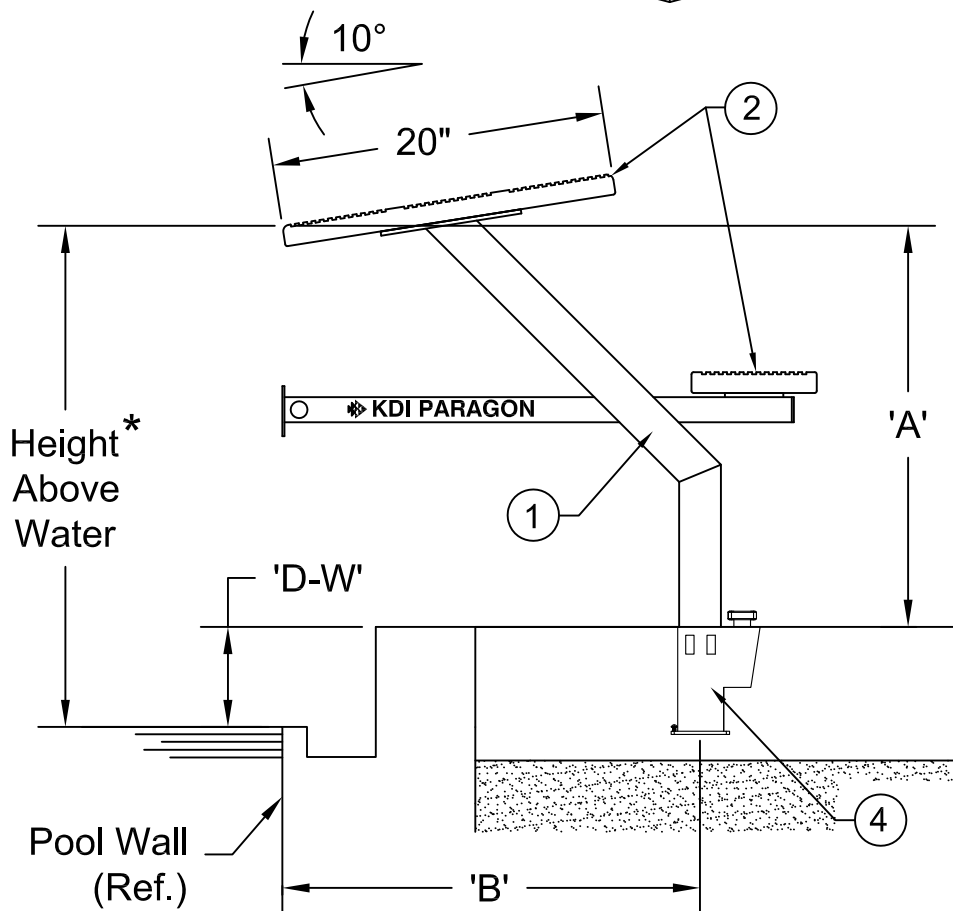


PLAN VIEW



Water Line  
(Ref.)

FRONT VIEW



SIDE VIEW

The data represents the latest knowledge available to us at time of presentation. However, Paragon Aquatics and others involved in gathering and presenting this drawing assume no liability for its use.

© 2009 Paragon Aquatics



**PARAGON  
AQUATICS**

Pentair Water  
Commercial Pool & Aquatics

1351 Route 55  
LaGrangeville, New York  
12540  
Phone: 845-463-7200  
Fax: 845-463-7291  
www.paragonaquatics.com

Drawn by: JMM Date: 9/12/08 Approved by: RV Date: 9/12/08

Sheet Title: Standard Quickset Starting Platform

Drawing Number: SS-SP10.52

Revision Letter: E

Sheet: 1 of 2

# Standard Quickset Starting Platform

## Specifications

- ① The Standard Quickset starting platform shall have an elevated platform top supported by a sloping stainless steel pedestal. The platform pedestal shall be manufactured of 2 1/2" square x .125" wall thickness Type 304 stainless steel polished to a 320 grit finish. The backstroke bar and step supports shall be made of 1.50" square x .065" wall thickness Type 304 stainless steel polished to a 320 grit finish. The backstroke bar and step supports shall be fully welded to the pedestal.
- ② The platform top (24" wide x 20" deep) and intermediate step (8" x 12") shall be constructed of UV inhibited high density polypropylene. They shall have a dual non-skid cross-grooved with a sand textured finish surface. The top shall be permanently positioned at a 10° tilt towards the pool.
- ③ A backstroke bar with rubber hand grips shall be located in a range consistent with all ruling bodies. The backstroke bar shall be 1.00" O.D. x .065" wall thickness Type 304 stainless steel.
- ④ The platform shall be anchored in the Quickset Dual Wedge Anchor Scket, ID #23302, and shall be removable without the use of tools.

## General

The stainless steel frame shall be electro-chemically passivated on all worked areas for maximum corrosion resistance. All hardware shall be 18-8 stainless steel. Custom designs and modifications are available upon request.

## Selector Chart

Identification #				
'A'	'B'	Complete w/ Anchor	Less Anchor	Pedestal Only
30"	26"	<b>23201</b>	23250	22720
29 1/2"	26"	<b>23202</b>	23251	22721
29"	26"	<b>23203</b>	23252	22722
28 1/2"	26"	<b>23204</b>	23253	22723
28"	26"	<b>23205</b>	23254	22724
27 1/2"	26"	<b>23206</b>	23255	22725
27"	26"	<b>23207</b>	23256	22726
26 1/2"	26"	<b>23208</b>	23257	22727
26"	26"	<b>23209</b>	23258	22728
25 1/2"	26"	<b>23210</b>	23259	22729
25"	26"	<b>23211</b>	23260	22730
24 1/2"	25"	<b>23212</b>	23261	22731
24"	25"	<b>23213</b>	23262	22732
23 1/2"	24"	<b>23214</b>	23263	22733

Identification #				
'A'	'B'	Complete w/ Anchor	Less Anchor	Pedestal Only
23"	24"	<b>23215</b>	23264	22734
22 1/2"	23"	<b>23216</b>	23265	22735
22"	23"	<b>23217</b>	23266	22736
21 1/2"	23"	<b>23218</b>	23267	22737
21"	23"	<b>23219</b>	23268	22738
20 1/2"	23"	<b>23220</b>	23269	22739
20"	23"	<b>23221</b>	23270	22740
19 1/2"	22"	<b>23222</b>	23271	22741
19"	22"	<b>23223</b>	23272	22742
18 1/2"	22"	<b>23224</b>	23273	22743
18"	21"	<b>23225</b>	23274	22744
17 1/2"	21"	<b>23226</b>	23275	22745
17"	21"	<b>23227</b>	23276	22746

## Sizing Information (See drawing on reverse side)

- 1- "A" dimension shall be the vertical dimension from the top of the anchor socket at deck level to the top front edge of the platform top.
- 2- "B" dimension shall be the horizontal dimension from the pool wall to the center of the anchor socket.
- 3- "D-W" dimension shall be the vertical dimension from water level to the top of the anchor socket at deck level.
- \*- See specification sheet SS-SP10.50 for important information regarding platform sizing requirements and how to order.

## Accessories

ID Number	Description
23302	Quickset anchor socket
23990C	Color upgrade (per unit) for sand finish top
23960	Safety cover for platforms with 20" x 24" tops



**WARNING :** Starting platforms are to be used only by trained competitive swimmers. Only shallow racing dives should be executed. Impact with the pool bottom can cause serious injury. Please refer to applicable codes and regulations for your specific installation.

The data represents the latest knowledge available to us at time of presentation. However, Paragon Aquatics and others involved in gathering and presenting this drawing assume no liability for its use.

© 2009 Paragon Aquatics



**PARAGON  
AQUATICS**  
Pentair Water  
Commercial Pool & Aquatics

1351 Route 55  
LaGrangeville, New York  
12540  
Phone: 845-463-7200  
Fax: 845-463-7291  
www.paragonaquatics.com

Drawn by: JMM	Date: 9/12/08	Approved by: RV	Date: 9/12/08
Sheet Title:	Standard Quickset Starting Platform		
Drawing Number: SS-SP10.52	Revision Letter: E	Sheet: 2 of 2	