


DRYCONN®

WATERPROOF CONNECTORS

Great for low voltage landscape lighting and sprinkler systems

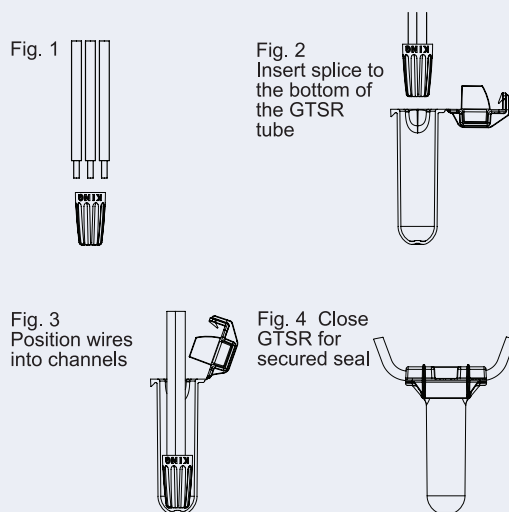


INSTALLATION INSTRUCTIONS

IMPORTANT: Turn off power before installing or removing connector. Product to be used in accordance with local and national codes.

1. Strip solid wire 5/16" (7.9mm). Strip #16 and smaller stranded wire 3/8" (9.5mm).
2. Pre-twisting unnecessary. Hold stripped wires together with ends even.
3. Push wires into connector and screw on until tight. Fig. 1
4. Insert the splice to the bottom of the sealant filled tube. Fig. 2
5. Position wires into wire channels. Fig. 3
6. Wipe any sealant around opening and conductors and close lid. Fig. 4

To be sold only with installation instructions.



GTSR™ - Direct Bury Grease Filled Tube with Strain Relief with Orange Nut

Catalog #	Selling Unit
20205	Bag of 25

PRODUCT SPECIFICATIONS & MEASUREMENTS

Max. Voltage: 50V max.

Connector Size: 2 23/32" x 1 1/2"

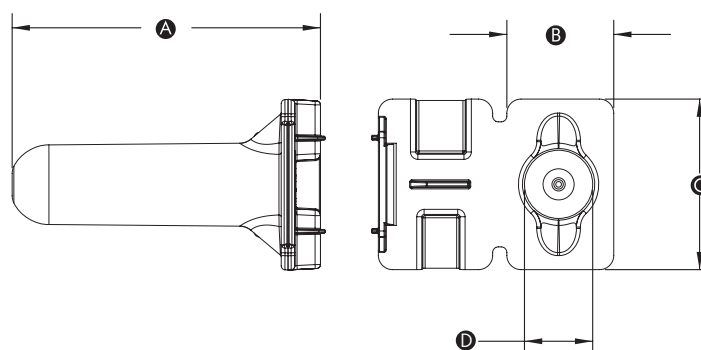
Wire Type: Copper/Copper

Wire Range: Min #22/Max #14

Petroleum Sealant Temperature: -29°F to 250°F

MEASUREMENTS (INCHES):

- A - 2.71
- B - 0.94
- C - 1.50
- D - 0.60



Selected 50V Wire Combinations

1 or 2 #14 Solid or Stranded	2 - 3 #16 Solid or Stranded
2 - 4 #18 Solid or Stranded	2 #14 w/1 #18 Solid or Stranded
1 #16 w/1 - 4 #18 Solid or Stranded	3 #18 w/1 or 2 #20 or #22 Solid or Stranded

Contact factory for a complete list of wire combinations at 800.633.0232.

MADE IN USA OF US AND FOREIGN PARTS

KING
INNOVATION®

50100-10 REV C 08/16

www.kinginnovation.com
(P) 800.633.0232
(F) 636.519.5410