

Kits



- Manual Pump Kit**  
ITEM 574029 | MODEL PCPK-1
- 205 gph @ 1'
  - 1/4" MNPT discharge with garden hose adapter
  - 18' power cord
  - 25' of 1/2" ID tubing with clamp
  - 1 year warranty



- 2" Hose Kit**  
ITEM 617200 | MODEL 2HKP
- 20' PVC suction hose and 25 ft. discharge hose assemblies in 2"
  - 2" polypropylene strainer
  - Polypropylene quick couplings plus aluminum adapters for cast iron pump applications
  - Temperature range 15 °F to 150 °F



- 3" Hose Kit**  
ITEM 617201 | MODEL 3HKM
- 20' PVC suction hose and 50 ft. discharge hose assemblies in 3" ID
  - 3" steel strainer
  - Quick couplings plus aluminum adapter for cast iron pump applications
  - Spanner wrench
  - Temperature range 15 °F to 150 °F

LittleGIANT®  
Pool Products



LittleGIANT®

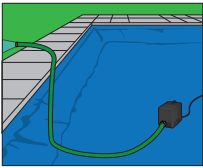
301 N. MacArthur Blvd.  
Oklahoma City, OK 73157


1-888-956-0000  
www.lg-outdoor.com




# Pool Cover Pumps

Pool cover pumps help safeguard and protect the pool cover from prolonged accumulation of rain or melting snow. Little Giant has manual and automatic versions of pumps certified for use on pool covers, all of which can attach to a standard garden hose for easy water removal.




- Automatic Pump**   
**ITEM 577301 | MODEL APCP-1700**
- 1/3 hp
  - 1700 gph @ 1'
  - On level 2" Off level 1-1/2"
  - 1" FNPT discharge with garden hose adapter
  - 25' power cord
  - 3 year warranty




- Automatic Pump**   
**ITEM 519575 | MODEL 500-APCP**
- Energy efficient
  - 470 gph @ 1'
  - On level 2-3/8" Off level 1-3/8"
  - Snap-off screen for easy cleaning
  - Solid state on/off switch
  - 3/4" garden hose discharge
  - 25' power cord
  - 2 year warranty



- Manual Pump**   
**ITEM 14942702 | MODEL PCP-550**
- Energy efficient, 58 Watts
  - 550 gph
  - 1/2" FNPT discharge
  - Garden hose adapter
  - 25' power cord
  - 2 year warranty





- Manual Pump**   
**ITEM 518025 | MODEL PE-1-PCP**
- 170 gph @ 1'
  - 1/4" MNPT discharge with garden hose adapter
  - 25' power cord
  - 2 year warranty

# Maintenance and Utility Pumps\*

Little Giant has a large assortment of pumps for a wide variety of applications – pumps that help your customers increase leisure time by reducing maintenance time.





- Automatic Pump**   
**ITEM 566631 | MODEL 6EN-CIA-SFS**
- 1/3 hp
  - 3000 gph @ 5'
  - On 8-1/2" Off 3-1/2"
  - 1 1/2" FNPT discharge
  - Solids handling to 1/2" (dia.)
  - Snap-Action Float Switch
  - 25' power cord
  - 2 year warranty





- Manual Pump**  
**ITEM 507700 | MODEL TSW-SP**
- 1/3 hp
  - 2700 gph @ 5'
  - 1-1/2" FNPT discharge
  - Solid state switch on: 10.5" off: 3"
  - 10' power cord
  - 1 year warranty



- Automatic Pump**   
**ITEM 505700 | MODEL 5.5-ASP**
- 1/4 hp
  - 2400 gph @ 1'
  - On 8-1/2" Off 3-1/2"
  - 1-1/4" FNPT discharge with garden hose adapter
  - Snap-action float switch
  - Solids handling up to 3/8"
  - 10' power cord
  - 1 year warranty



- Automatic Pump**   
**ITEM 509120 | MODEL 8E-CIA-RFS**
- 1/3 hp
  - 3120 gph @ 5'
  - Adjustable On and Off levels
  - 1-1/2" FNPT discharge
  - Solids handling to 3/4" (dia.)
  - Piggyback mechanical float switch
  - 20' power cord
  - 2" year warranty




- Engine Driven Pump**  
**ITEM 617054 | MODEL 6RLAG-3ST**
- Cast iron impeller and volute
  - Lightweight aluminum outer casing and carbide seals; includes heavy duty roll frame
  - Self priming to 25'
  - Built in check valve and fuel gauge
  - 1 year warranty




- Engine Driven Pump**  
**ITEM 617053 | MODEL 4RLAG-2H**
- Honda 4 hp engine
  - Cast iron impeller and volute
  - Lightweight aluminum outer casing; includes heavy duty roll frame
  - Self priming to 25'
  - Built in check valve
  - 1 year warranty





- 1/4 hp Auto Utility**   
**ITEM 14942735 | MODEL RL-MP25A**
- Automatic 1/4 hp utility pump
  - Reinforced engineering thermoplastic construction
  - Technologically advanced switch for automatic operation
  - Checks for water every 3 minutes
  - Screened bottom intake design
  - Up to 2200 gph



- Automatic Pump**   
**ITEM 505600 | MODEL 5-APCP**
- 1/6 hp automatic pump
  - 1200 gph @ 1'
  - On 3-1/4" Off 1-3/4"
  - 1" FNPT discharge with garden hose adapter
  - Removable on/off piggyback switch
  - Removable stabilizing plate
  - 25' power cord
  - 2 year warranty



- Automatic Pump**   
**ITEM 506125 | MODEL 6-CIA**
- 1/3 hp
  - 2760 gph @ 5'
  - On 8-1/2" Off 2-1/2"
  - 1-1/2" FNPT discharge and 1-1/4" FNPT adapter
  - Diaphragm switch
  - 25' power cord
  - 2 year warranty

- Automatic Pump**   
**ITEM 508158 | MODEL 8-CIA**

- 4/10 hp
- 3240 gph @ 5'
- On 8-1/2" Off 2-1/2"
- 1-1/2" FNPT discharge with 1-1/4" FNPT adapter
- Pressure activated diaphragm switch
- 25' power cord
- 2 year warranty

- Manual Pump**  
**ITEM 506274 | MODEL 6-CIM-R**

- Manual version of 6-CIA
  - 25' power cord
  - 2 year warranty
- Manual Pump**  
**ITEM 509120 | MODEL 8-CIM**
- Manual version of 8-CIA
  - 20' power cord
  - 2 year warranty

\*Not intended for pool circulation or filtration