



# STARTUP-TEC

PROACTIVE STARTUP TREATMENT

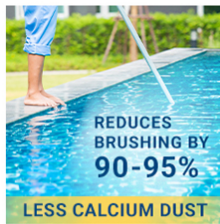


IMPROVES FINISH




PREVENTS  
PLASTER DUST  
& METAL STAINS

PREVENTS SCALE



REDUCES  
BRUSHING BY  
90-95%

LESS CALCIUM DUST



BETTER COLOR ON  
INTERIOR FINISHES

IMPROVES COLOR

## STARTUP-TEC TREATMENT

POOL SIZE (in gallons and liters)	STARTUP DOSAGE (must add at initial filling)	
	WHITE, COLORED, EXPOSED QUARTZ, & PEBBLE TYPE FINISHES	WINTER STARTUP
10,000 GAL (38,000 L)	32 to 64 oz (1 to 2 L)	64 to 128 oz (2 to 4 L)
15,000 GAL (56,000 L)	48 to 64 oz (1 to 2 L)	96 to 192 oz (3 to 6 L)
20,000 GAL (75,000 L)	64 to 128 oz (2 to 4 L)	128 to 256 oz (4 to 8 L)



## COMPARISON



MAKING QUALITY PRODUCTS  
SINCE 1978

**PREMIUM**  
POOL SOLUTIONS  
SPAS & FOUNTAINS

BASED IN  
FRESNO, CA

