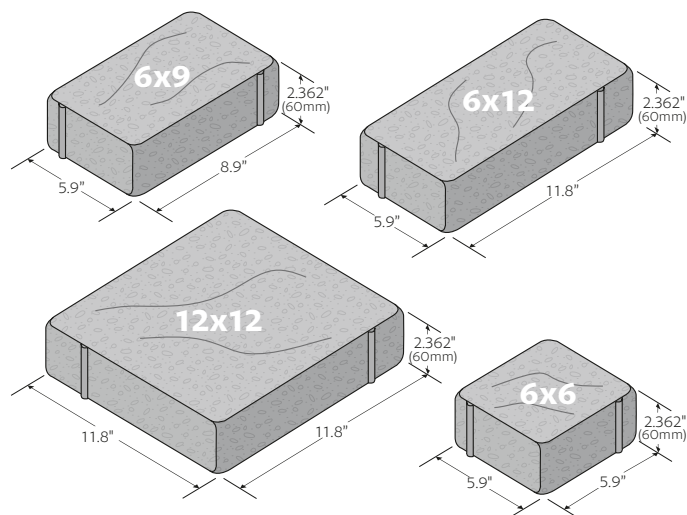






**AMERICAN
MADE**



Century Series™ Ledge Rock™



SIZE	UNITS/SQ. FT.	SQ. FT./PALLET	UNITS/PALLET	WEIGHT /PALLET
5.9" x 5.9" x 2.36" (60MM)	4.13	108.5	448	2,886 LBS
5.9" x 8.9" x 2.36" (60MM)	2.75	101.7	280	2,800 LBS
5.9" x 11.8" x 2.36" (60MM)	2.07	108.5	224	2,951 LBS
11.8" x 11.8" x 2.36" (60MM)	1.03	108.5	112	2,932 LBS

Ledge Rock™ adds a subtle surface texture to traditional cobble paving stones. Tumbling the pavers accents their natural stone texture. The result is the most natural looking shapes offered in the Romanstone™ product line.



ROMANSTONE
HARDSCAPES®

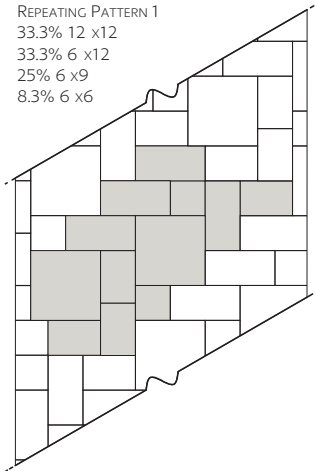
Specifications

Ledge Rock™ is produced using a “no-slump” concrete mix, made under extreme pressure and high frequency vibrations. Unit pavers will meet or exceed the requirements established in the ASTM C936 (standard specification for interlocking concrete paving units). Requirements of this standard include an average compressive strength of 8,000 psi, average absorption no greater than 5%.

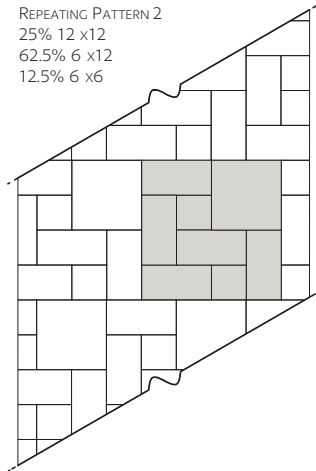
**AMERICAN
MADE**

Laying Patterns

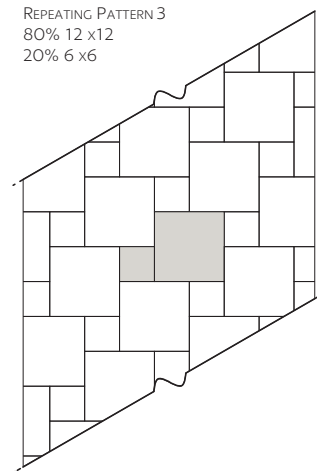
REPEATING PATTERN 1
33.3% 12 x12
33.3% 6 x12
25% 6 x9
8.3% 6 x6



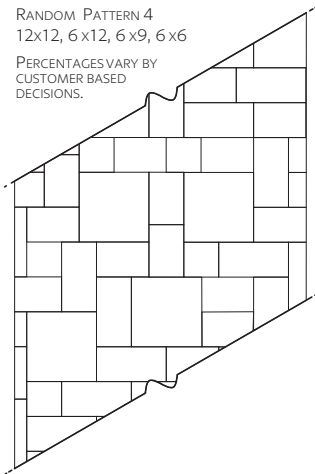
REPEATING PATTERN 2
25% 12 x12
62.5% 6 x12
12.5% 6 x6



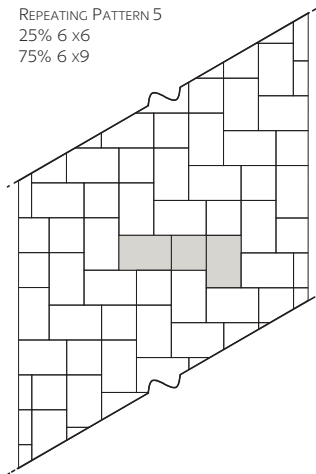
REPEATING PATTERN 3
80% 12 x12
20% 6 x6



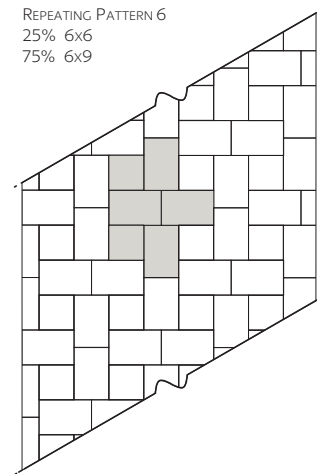
RANDOM PATTERN 4
12x12, 6 x12, 6 x9, 6 x6
PERCENTAGES VARY BY
CUSTOMER BASED
DECISIONS.



REPEATING PATTERN 5
25% 6 x6
75% 6 x9



REPEATING PATTERN 6
25% 6x6
75% 6x9



Available at:

ROMANSTONE
HARDSCAPES®

www.romanstone.com