



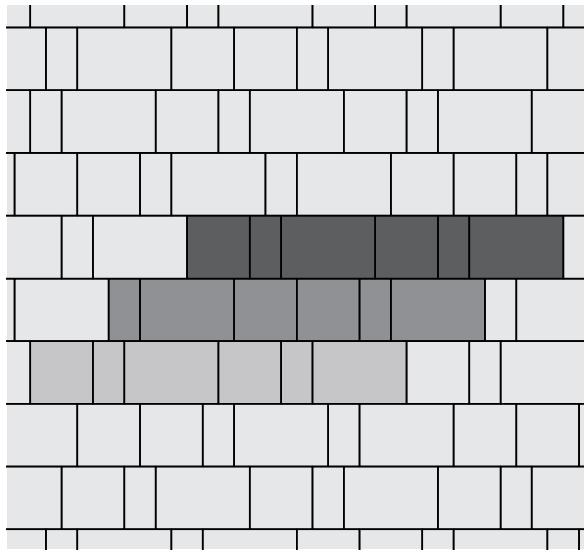
NOTES:

AutoCAD® hatch pattern files can be downloaded from belgard.com for use in architectural drawings

Some patterns may not necessarily reflect the percentages of stone sizes within a particular pallet. In some cases you may have extras in one or more of the sizes. This must be accounted for in your planning and design.

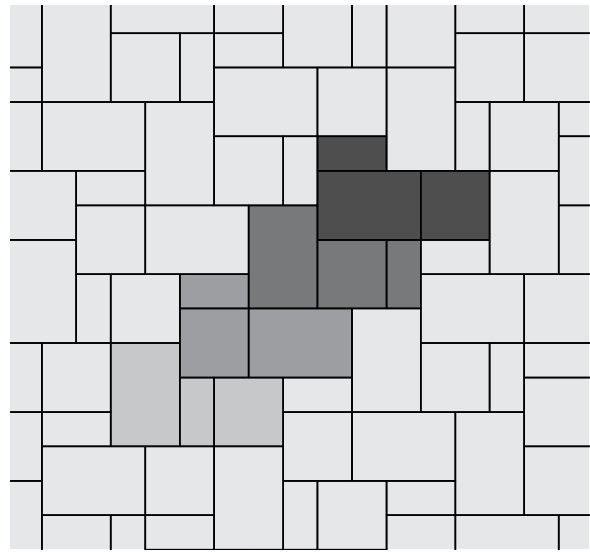
Percentages are estimated based on area by paver.

3-PIECE RUNNING BOND PATTERN



17% - $14\frac{3}{8} \times 14\frac{7}{8}$ | 33% - $14\frac{7}{8} \times 14\frac{7}{8}$ | 50% - $14\frac{7}{8} \times 22\frac{5}{16}$

3-PIECE PATTERN








17% - $7\frac{3}{8} \times 14\frac{7}{8}$ | 33% - $14\frac{7}{8} \times 14\frac{7}{8}$ | 50% - $14\frac{7}{8} \times 22\frac{5}{16}$

LONDON COBBLE™

HERITAGE
COLLECTION 



Scan for additional
product information

PEDESTRIAN	LIGHT/REGULAR TRAFFIC	HEAVY TRAFFIC	PERMEABLE	ADA
				
✓	✓			

SHAPES & SIZES

Square



6 x 6 x 2³/₈

Rectangle



6 x 9 x 2³/₈

UNIT	SQFT/ PALLET	SQFT/ LAYER	LAYER/ PALLET	UNITS/ PALLET	UNITS/ LAYER	SQFT/ UNIT	WEIGHT/ PALLET	LNFT/ PALLET (SOLDIER)	LNFT/ PALLET (SAILOR)
------	-----------------	----------------	------------------	------------------	-----------------	---------------	-------------------	------------------------------	-----------------------------

SQUARE

6 X 6 X 2 ³ / ₈	120	12	10	480	48	.25	3040	240	240
---------------------------------------	-----	----	----	-----	----	-----	------	-----	-----

RECTANGLE

6 X 9 X 2 ³ / ₈	112.5	11.25	10	300	30	.375	2920	140	225
---------------------------------------	-------	-------	----	-----	----	------	------	-----	-----