

MEGA-LAFITT™ SLATE

Paver





PEDESTRIAN	LIGHT TRAFFIC	REGULAR TRAFFIC	HEAVY TRAFFIC	PERMEABLE	ADA	COLORGARD PROCESS	TEXTUREGARD PROCESS	FINISHES					
								SHOT BLAST	SHOT BLAST SEALED	GROUND FACE	GROUND FACE SEALED	SMOOTH	TUMBLED/ ANTIQUED
✓	✓	✓	✓			✓	✓						✓ *

*Special Order Only

PRODUCT SPECIFICATIONS


3-Piece Modular	
5 1/4 x 10 1/2 x 3 1/8	
10 1/2 x 10 1/2 x 3 1/8	
10 1/2 x 15 3/4 x 3 1/8	
Large Square	
15 3/4 x 15 3/4 x 3 1/8	



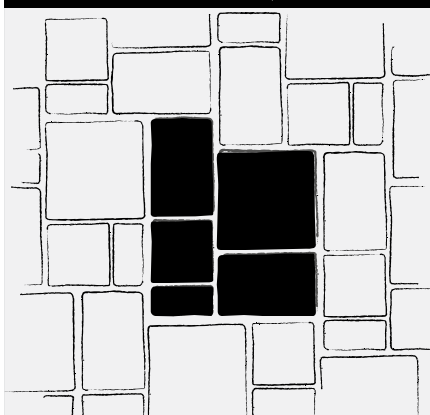
Polymeric sand recommended for this product

MEGA-LAFITT SLATE LAYING GUIDE

3-PIECE COMBO RUNNING BOND



3-PIECE COMBO & LARGE SQUARE PATTERN



80% 3-Piece Modular & 20% Large Square

For more pattern options visit belgard.com/products/pavers

NOTES

PALLET INFORMATION/ ESTIMATING CHART

PRODUCT NAME	SQFT/ PALLET	# OF LAYERS	PIECES/ PALLET	WEIGHT/ PALLET (LBS)
MEGA-LAFITT SLATE 3-PIECE MODULAR				
5 ¼ x 10 ½ x 3 ⅞	-	-	36	-
10 ½ x 10 ½ x 3 ⅞	-	-	27	-
10 ½ x 15 ¾ x 3 ⅞	-	-	54	-
Total	92.7	9	117	3195
LARGE SQUARE				
15 ¾ x 15 ¾ x 3 ⅞	93	9	54	3245