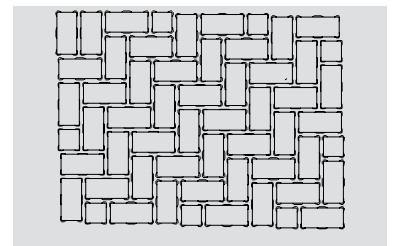






HOLLAND STONE

CLASSIC SHAPE,
SMOOTH SURFACE FOR A
TRADITIONAL LOOK


PALLET LAYOUT




LAYING PATTERNS



RUNNING BOND PATTERN



HERRINGBONE PATTERN



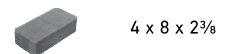
BASKET WEAVE PATTERN

FEATURES & BENEFITS

- Classic traditional shape
- Optimal shape for maximum interlock and pattern versatility
- Ideal for accent features and border courses
- Can be utilized to construct an ADA-compliant pavement


SHAPES & SIZES

HOLLAND STONE | 60MM



4 x 8 x 2 3/8

HOLLAND STONE | 80MM



4 x 8 x 3 1/8

Check with your local Belgard Representative for product availability and color options.