









Scan for additional
product information

PEDESTRIAN	LIGHT/REGULAR TRAFFIC	HEAVY TRAFFIC	PERMEABLE	ADA	DURAFUSION PROCESS
					
✓	✓			✓	✓

SHAPES & SIZES

3-Piece Combo 80mm



15 x 7½ x 3⅛



15 x 15 x 3⅛



15 x 22½ x 3⅛

Accent Piece*



15 x 7½ x 3⅛

*Only available in Cheswick & Midnight

UNIT	SQFT/ PALLET	SQFT/ LAYER	LAYER/ PALLET	UNITS/ PALLET	UNITS/ LAYER	UNITS/ SQFT	WEIGHT/ PALLET
------	-----------------	----------------	------------------	------------------	-----------------	----------------	-------------------

3-PIECE COMBO 80mm

15 X 7½ X 3⅛ 15 X 15 X 3⅛ 15 X 22½ X 3⅛	83.97	11.99	7	56	–	–	3079
---	-------	-------	---	----	---	---	------

ACCENT PIECE

15 X 7½ X 3⅛	79.68	11.383	7	105	15	–	2924
--------------	-------	--------	---	-----	----	---	------

NOTES:

AutoCAD® hatch pattern files can be downloaded from belgard.com for use in architectural drawings.

Some patterns may not necessarily reflect the percentages of stone sizes within a particular pallet. In some cases you may have extras in one or more of the sizes. This must be accounted for in your planning and design.

15 x 7½ Small Rectangle

15 x 15 Medium Square

15 x 22½ Large Rectangle

