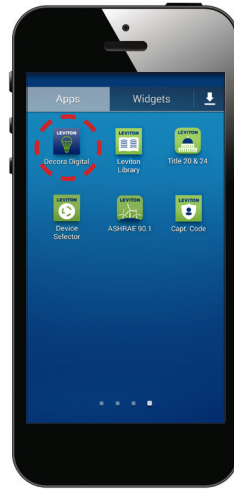


Pairing and Naming Decora Digital™ Devices

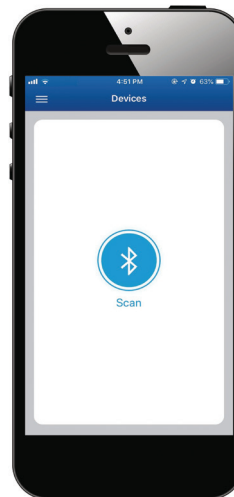
Step 1

- Download the Decora Digital Dimmer & Timer app to your smart device



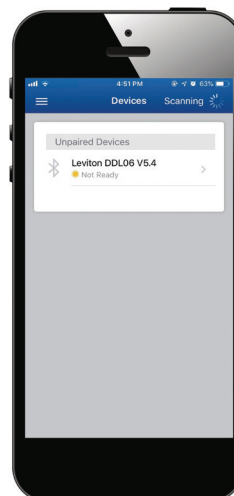
Step 2

- Open the app
- Click the Scan button



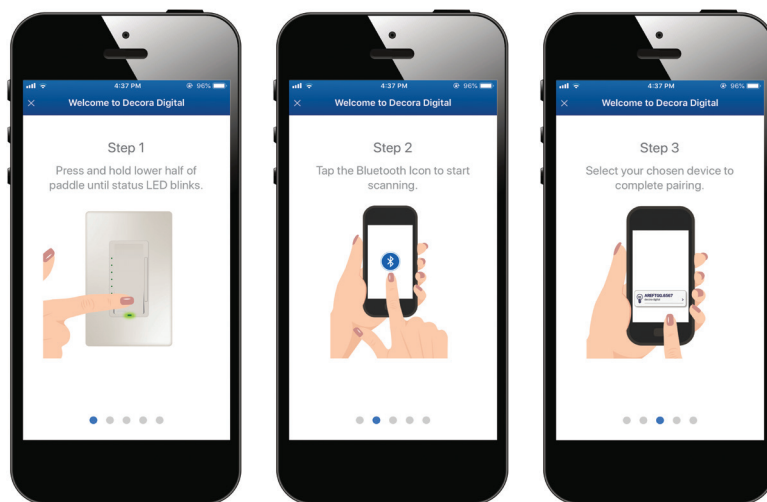
Step 3

- The Leviton switch or dimmer will be listed under "Unpaired Devices"
- The status will be listed as "Not Ready"



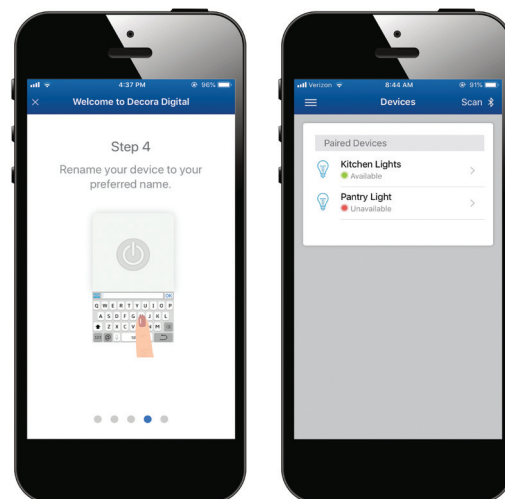
Step 4

- Press and hold the lower half of the paddle of the switch or dimmer until status LED blinks
- Tap the Bluetooth® icon to start scanning
- Select the device that is being paired from the list to complete pairing



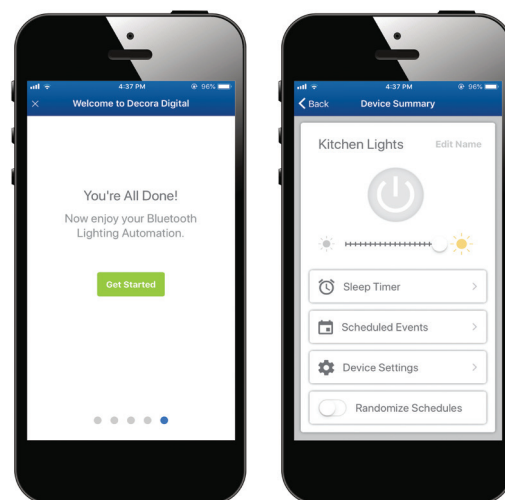
Step 5

- Rename the device to help identify its location
- The status will now be listed as “Available”



Step 6

- Set up is complete
- You can now control and schedule the lights using the app



Visit our Website at: WWW.THEOUTDOORPLUS.COM



THE OUTDOOR PLUS

701 S Dupont Ave, Ontario, CA 91761
Telephone: 1-909-460-5579 FAX: 1-909-460-5530
Business Hours:
Mon-Fri 7am-5pm (PST)