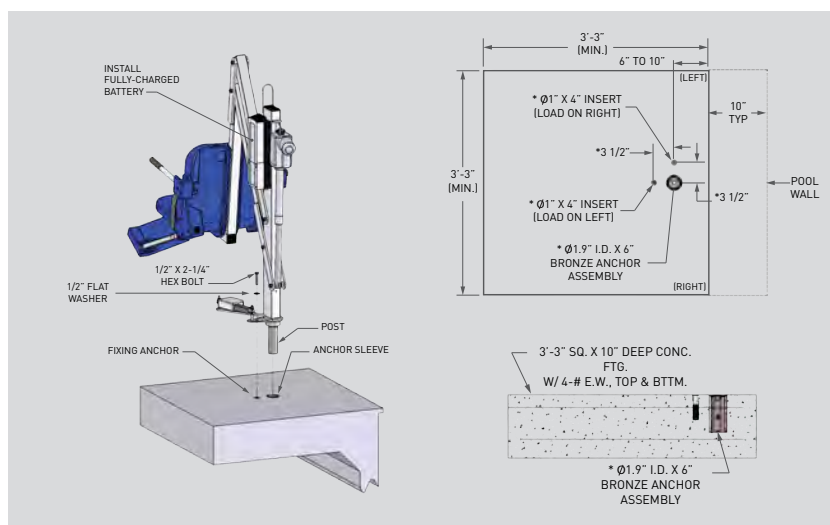


AQUATRAM 90 ADA & Retrofit



Lift Specifications

Features and Benefits	AquaTRAM 90
Lifting capacity	300 lbs.
ADA Compliant	✓
Rotation for tight-area access	90° right or left
Boom arm design adapts to the most demanding and specialized applications; superb reach and wall clearance	✓
Can serve 2 adjoining pools with 1 lift	
Low profile design uses minimal deck space	✓
22" wide seat standard	
Compact and lightweight, fits through most doorways	✓
Secure in-deck anchoring with patented design; tool-free removal; portable with optional Transport Cart	✓
Secure Docking Bar included to secure in place per ADA requirement	
Lag bolt anchoring, quick removal with tools; portable with optional Transport Cart	
Dual flip-up armrests for easier access and safer transfers	✓
Adjustable & removable footrest fits users across a wide range of sizes	✓
Adjustable lap belt with hook & eye fastening	✓
Easy-to-use Slim Line controls can be operated from seat or pool ledge	✓
Stainless steel construction, durable powder-coat finish	✓
Battery-operated; easier to install & smoother transport than water power	✓
Slim, one-piece 24v rechargeable battery	✓
Submersible remote	✓
5-year Limited Warranty (pro-rated after Year 2 on electronics)	
Lifetime Limited Warranty on frame	
2-year Limited Warranty	✓

Other AquaTRAM Lifts From Pentair



AquaTRAM LT



AquaTRAM PT



AquaTRAM 360



AquaTRAM

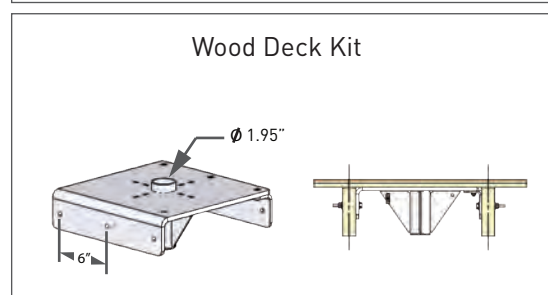
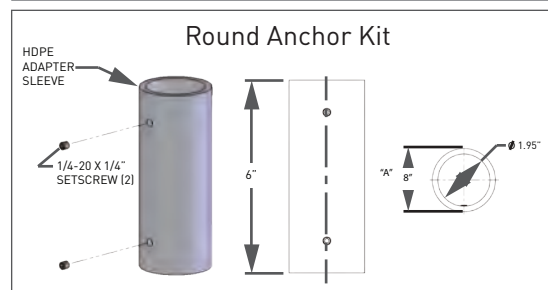


1620 HAWKINS AVE, SANFORD, NC 27330 800.831.7133 WWW.PENTAIRCOMMERCIAL.COM

All Pentair trademarks and logos are owned by Pentair or one of its global affiliates. AquaTRAM® is a registered trademark and/or trademark of Pentair Water Pool and Spa, Inc. and/or its affiliated companies in the United States and/or other countries. Because we are continuously improving our products and services, Pentair reserves the right to change specifications without prior notice. Pentair is an equal opportunity employer.

3/16 Part # PCA-106 ©2016 Pentair Water Pool and Spa, Inc. All rights reserved.

Kit Number	To Fit Anchor	Outer Dia. "A"
11240	Elkhorn	2-3/8"
11241	LifeGuard	2-1/2"
11242	Hoyer	2-5/8"
11243	Wood Deck	16" Joist Hanger



Ordering Information

AquaTRAM 90 Lift	
Pentair P/N	Description
11220	AquaTRAM 90 Lift w/ Quickset Dual Wedge Anchor
11220-A	AquaTRAM 90 Lift w/o Quickset Dual Wedge Anchor
11221	AquaTRAM 90 Lift for Round Anchor Post w/Anchor
11221-A	AquaTRAM 90 Lift for Round Anchor w/o Anchor
11222	AquaTRAM 90 Lift Cover
11224	AquaTRAM 90 Lift Transport Cart
11226	AquaTRAM 90 Anchor for Round Post Model
11202	AquaTRAM 90 Anchor for Square Post Anchor
11240	2-1/2"OD x 1.95"ID Anchor Adapter Sleeve
11241	2-3/8"OD x 1.95"ID Anchor Adapter Sleeve
11242	2-5/8"OD x 1.95"ID Anchor Adapter Sleeve
11243	Round Anchor for Wood Framed Deck



AQUATRAM® 90 ADA COMPLIANT POOL ACCESS LIFT



Choose the only ADA Compliant lift that's backed by the world's #1 manufacturer of swimming pool equipment. When you install an AquaTRAM lift, you provide safer, easier swimming pool access for swimmers with physical disabilities. If a 90° rotation is required the AquaTRAM 90 lift will fit your budget comfortably. And with the backing of the industry leader, Pentair Commercial Aquatics™, there's every reason to feel confident about the quality of your purchase.

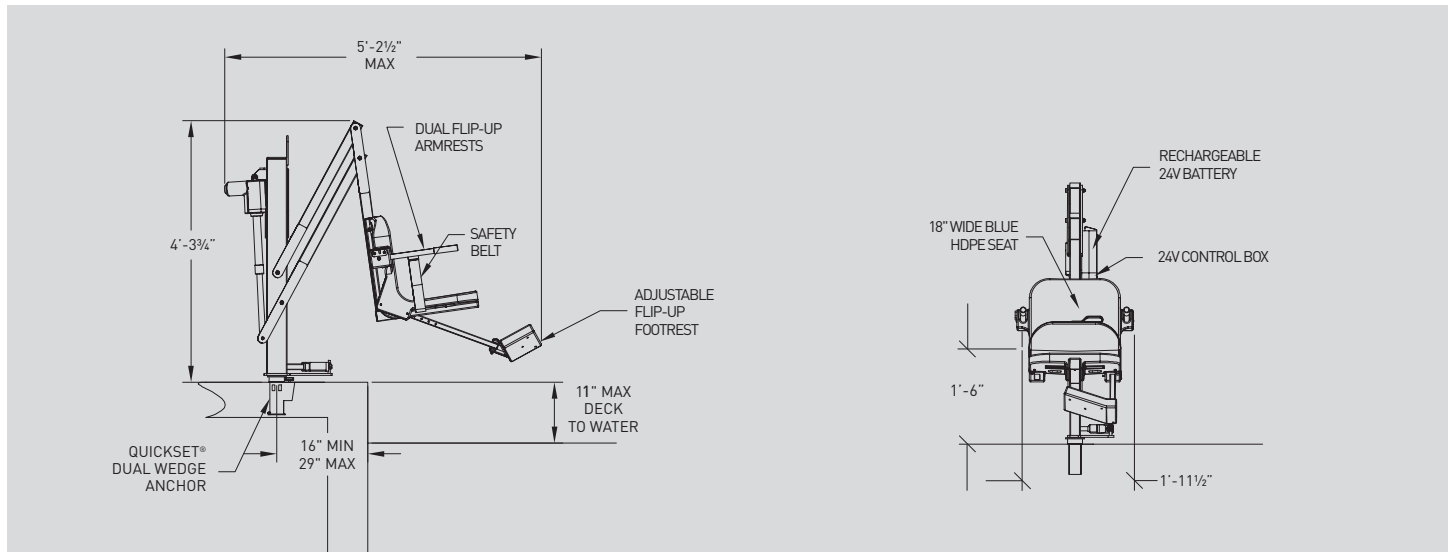
STANDARD FEATURES

- Most versatile lift available
- Rotates 90° to the left and right for easy access
- Improved reach to clear spa benches and most gutter types
- Two anchor models (Quickset square and round)
- Retrofit easily to existing anchors
- Fully compliant with ADA guidelines
- Lifting capacity is 300 lbs.
- Stainless steel, powder coated construction

AQUATRAM®

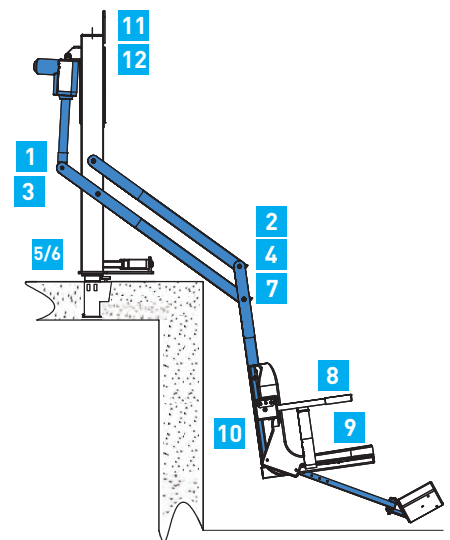
ADA COMPLIANT POOL ACCESS LIFTS

AQUATRAM 90 LIFT



Features and Benefits

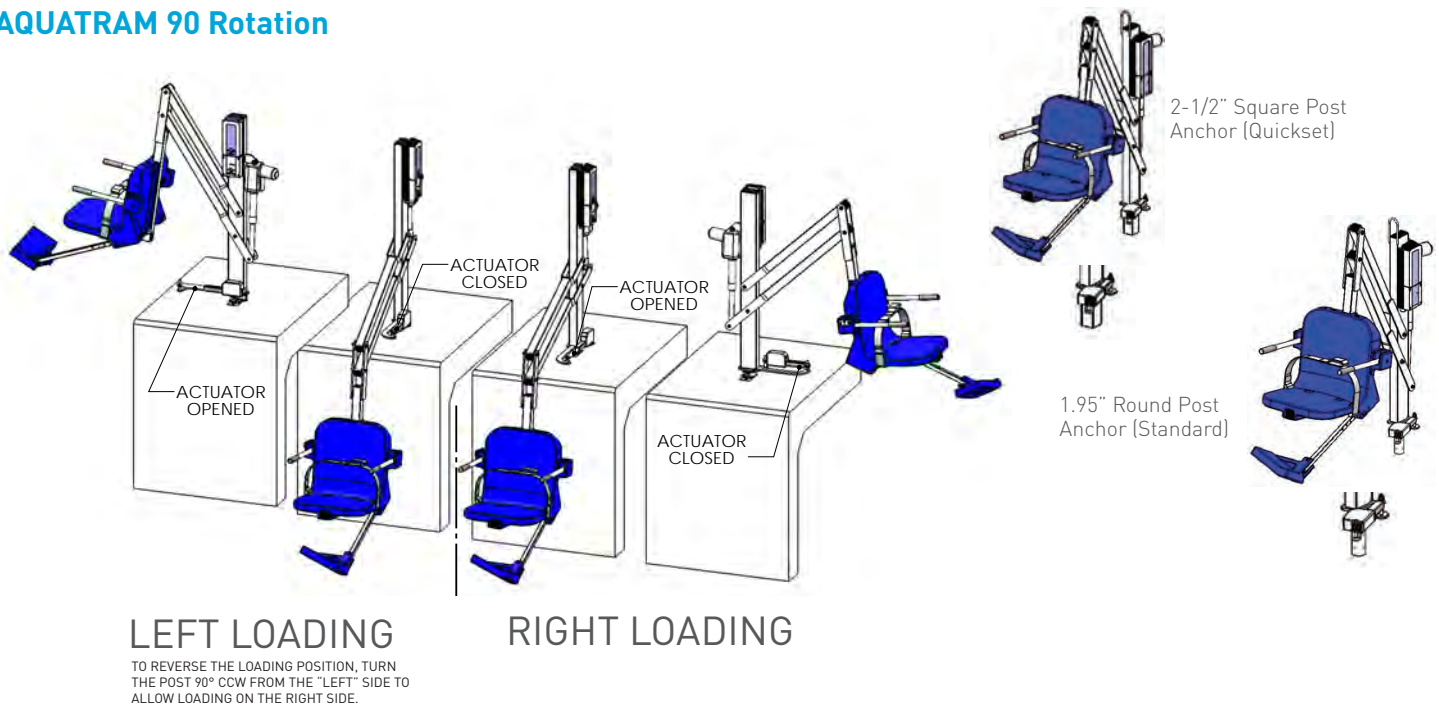
1. Unique, versatile and cost-effective design accommodates most pools with a deck-to-water (d-w) dimension up to 11".
2. ADA Compliant; Lifting Capacity: 300 lbs.
3. Reversible design rotates 90°. Same model number can be installed "Right-Facing" or "Left-Facing" by rotating the lift 90° in its anchor.
4. Superior Reach and Versatile Anchor Placement:
 - A. Can clear an 18" Built-In (Spa) Bench when installed with a 16" anchor set-back* (at 6" d-w).
 - B. Can accommodate anchor set-back* of 16"-20" for "Square" Pool Profiles (with max.d-w).
 - C. Can accommodate up to 29" anchor set-back* for typical "Roll-Out" Gutter Profile (based on 6" d-w dimension).
 - D. Consult with factory for assistance with your application.
5. Quickset model (11220) has a 2-1/2" square port penetration for use with Paragon Dual-Wedge, tool-less, clamping anchor which also retrofits into existing 2-1/2" sq. x 6" deep anchors.
6. Round post model (11221) has a 1.90" OD Round post X 6" deep penetration. Lift may be purchased with anchor, or can retrofit into many existing anchor systems**.
7. Lightweight; easy to move and store when not in use. Optional cart available.
8. Dual flip-up armrests provide easier access and safer transfers on the pool deck and in the water.
9. Comfortable seat has an adjustable lap belt with hook-and-loop fasteners, plus an adjustable and removable footrest.
10. Simple 4-button submersible handset lets the user raise, lower, and rotate while seated or from the pool edge.
11. Stainless steel construction with corrosion-resistant epoxy powder-coat finish.
12. Rechargeable battery-powered operation is easier to install than water-powered lifts; provides a smoother ride, greater reliability and easier servicing with plug-and-play components.



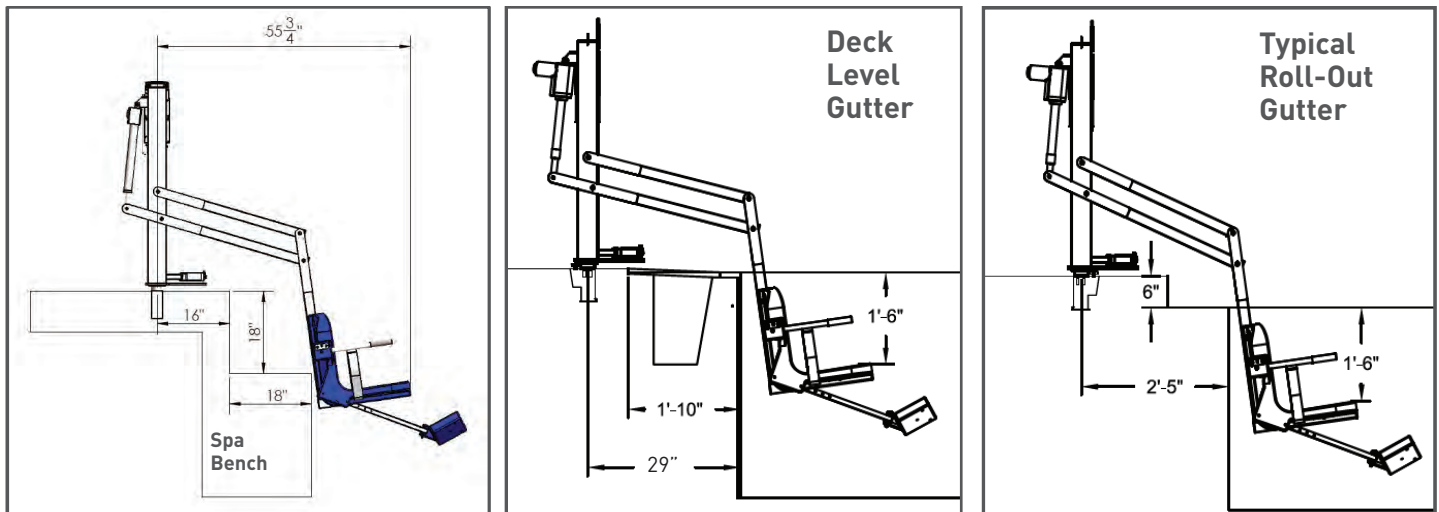
*Set-back dimension as referenced herein is from pool wall to centerline of anchor. All clearance dimensions presented are estimated and are affected by d-w, deck obstructions and other physical characteristics of the specific application.

**For retrofit, the existing anchor must be designed to accept a 1.90" diameter x 6" long round post penetration and the entire anchor system must be designed to withstand the resulting loads applied by lift under full capacity. Adapter kits are available for existing 2-3/8", 2-1/2", and 2-5/8" round anchors. In new installations, the anchor should be installed in a deck or footing as specified in the Installation and User's Guide [3'-3" x 3'-3" x 10" thick at time of this printing.]

AQUATRAM 90 Rotation



AQUATRAM Reach/Clearance



- A. Can clear a 18" Built-In (Spa) Bench when installed with a 16" anchor set-back* (at 6" d-w).
- B. Can accommodate anchor set-back* of 16"-20" for "Square" Pool Profiles (with max d-w).
- C. Can accommodate up to 29" anchor set-back* for typical "Roll-Out" Gutter Profile (based on 6" d-w dimensions).
- D. Consult with factory for assistance with your application.

*Set-back dimension as referenced herein is from pool wall to centerline of anchor. All clearance dimensions presented are estimated and are affected by d-w, deck obstructions and other physical characteristics of the specific application.