

The PAL WaterBlade transforms any pool into a tranquil oasis. Available in multiple lengths with rear or bottom-feed options, it features optional multi-colour LED strips or a rain insert for a stunning, dynamic water display.


PAL WaterBlade Features

Sheet-Water Effect



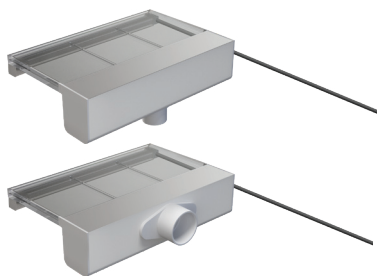
A tranquil “glass sheet” flow and soothing white noise adds a stunning feature to your pool.

Rain-Water Effect




Adding a RAIN feature option changes the flowing water texture creating a shimmering, high-definition water display.

Bottom-Feed / Rear-Feed



The transparent polycarbonate extension provides a minimalist, “invisible” look to match in with all pool designs.

Clear Lip - Seamless Design



The WaterBlade transparent extension provides a minimalist, “invisible” look to match in with all pool designs.

LIP Extension

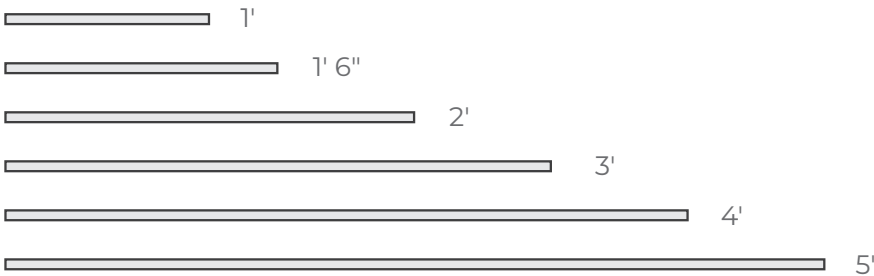
During pool construction, the “Lip” is the part of the WaterBlade that projects out from the wall.

5.90"



WaterBlade Lengths

WaterBlade is available in multiple length options to seamlessly integrate with a wide range of pool designs and installation requirements. We also offer custom lengths.



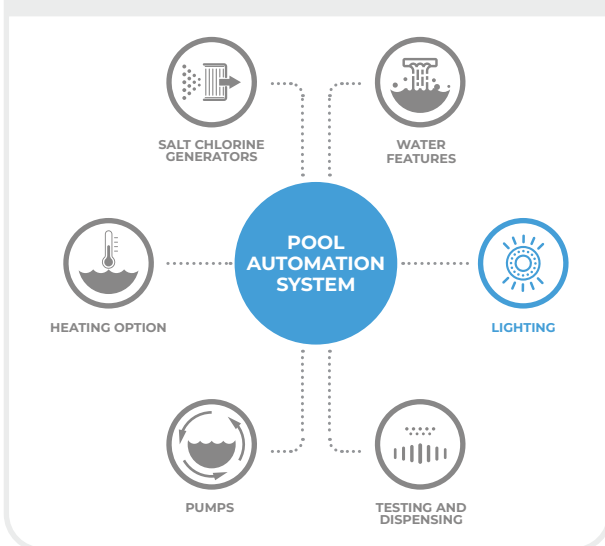
LED LIT WaterBlade



Light up your pool at night with our EvenGlow LED strip option available for sheet water and rain water effects. Choose between an infinite spectrum of colours with smooth dynamic colour scrolling, programmable scenes and dimming control via handheld remote or integrated APP control.



Integrate with your Pool Control System



The PAL Lighting PCR-series driver integrates with major pool control systems by using a built-in 'OEM Cloning' mode. This allows the driver to mimic the native lighting signals of those brands so you can change colors directly through their apps without needing a separate PAL remote.

The main controller manages the variable speed pump to adjust water flow, while the PAL driver ensures the lights stay perfectly synchronized with the system's commands.

For more information on pool control integration, visit <https://pallighting.com/>



IntelliTouch®, EasyTouch®, IntelliCentre®



RS/Z4®, Zodiac Aqualink



OmniLogic / OmniDirect / OmniHUB / Omni PL®



The Attendant



Integration with various home automation systems.



Product Series



WaterBlade Options

PRODUCT SERIES	WATERBLADE LENGTH (mm)	LIP DEPTH (mm)	WATER ENTRY
64-EFWB (Waterblade only)	300 / 450 / 600 / 900 / 1200 / 1500 / 1800 / 2100 / 2400	25 / 150 / 230	Rear-feed / Bottom-feed
64-EFWBL (Waterblade with light)			
64-EFWB-RN (Waterblade rainfitting)			
64-EFWBL-RN (Waterblade rainfitting with light)			

Control & Driver Compatibility Guide (using a lit WaterBlade only and not in combination with other pool lights)

	REMOTE & WiFi (APP) CONTROL	
Driver Series	PCR-1ZW-16	PCR-1ZW-65
Driver Power Rating (w)	16w	65w
WaterBlade Length (mm)	300mm to 1200mm	up to 2400mm

For driver information when combining pool lights and lit water features, please contact a PAL Lighting representative.

Support

For questions, support and new sale/order/technical queries you can email:

orders@waterblade.com.au or Call us on: +1 (713) 946 4343

More Information:

<https://pallighting.com/product/waterblade/>



Specifications may be subject to change without notice.