# SPRED-RITE® G
## Granular Spreader

The SPRED-RITE® G is a quick, easy, and more precise way to spread granular herbicides, insecticides, and fertilizers. The SPRED-RITE® G can be used anywhere and is advantageous where you're reaching under or around things — trees, shrubs, poles, railings; and for precision edging around buildings, grave markers, beds, and along walls, fences, walks, and curbs.

The flow of granules is governed by orifice disks and the unique deflector plate. The spreader will hold up to 5 pounds of granules and operates by gravity. Swath widths are adjustable from 2 to 4 inches and up to 3 feet. Rate can be easily varied by changing walking speed, by varying the swath width, and by orifice used (choice of two). And there are no metal parts to corrode or rust!

## Granular Calibration

Granular herbicides such as BARRIER® must be applied accurately for safe and effective weed control. The Owner's Manual of your application equipment should help you determine the initial setting required to apply the recommended rate of application.

The application rate of granular herbicides is determined not only by the size of the metering opening but also by the speed of the agitator or rotor, the travel speed, the roughness of the surface to be treated, and the flowability of the granules.

Except for the size of the metering opening (orifice setting), ground speed is the most significant variable affecting the application rate. A granular applicator must be calibrated at the same speed at which it will be used and this speed must be kept constant during field application. Temperature and humidity affect the moisture content of the granules resulting in flow changes from time to time. It is therefore important to calibrate your application equipment frequently in order to maintain the proper application rate.

## Broadcast or Band Application

BARRIER® may be applied as a broadcast or band treatment depending on the use situation. When applying a broadcast treatment, the recommended rates of BARRIER® are indicated on the product label. When applying a band application however, you must apply the same rate of granules in the band as when broadcasting. Certainly you will apply less total product to the field when banding as opposed to broadcast since you do not treat the entire area.

To determine the amount of BARRIER® required to treat a known area banded, you must first determine how many acres the band is actually covering and then multiply that amount by the recommended rate. Use the following formula to determine the area to be treated.

$$\text{Treated area} = \text{Total area} \times \frac{\text{band width}}{\text{row spacing}}$$

## Distribution of BARRIER® granules

BARRIER® makes easy work of weed control. For small areas, simply spread BARRIER® with a hand operated applicator. For large areas, use motorized or tractor mounted applicators. Regardless of the method, it is important to distribute the granules evenly and uniformly over the treated area. The following are actual size photos of typical application rates.

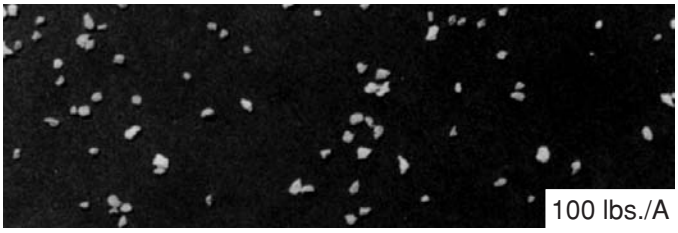

100 lbs./A

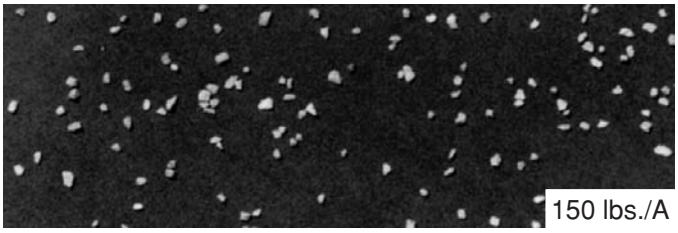

150 lbs./A

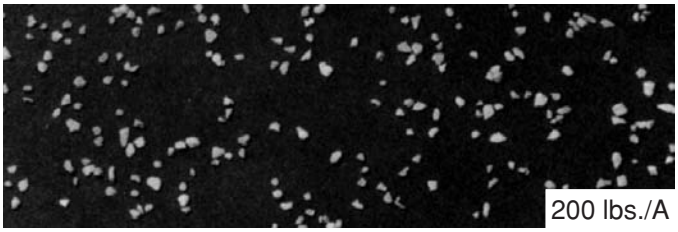

200 lbs./A

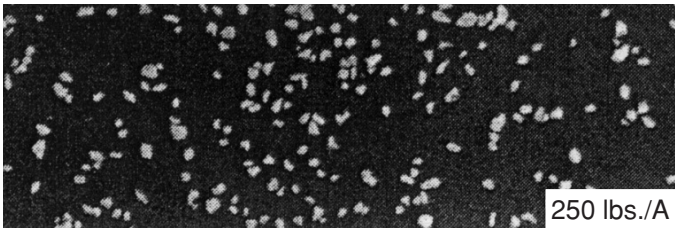

250 lbs./A