



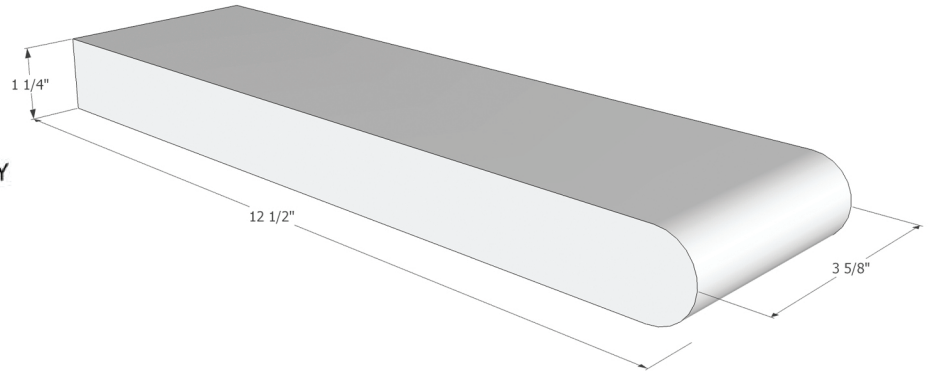
PACIFIC CLAY
14741 LAKE STREET
LAKE ELSINORE, CA 92530
PHONE: (951) 674-2131
FAX: (951) 674-6383
www.pacificclay.com

☒ SELECT DESIRED COLOR:

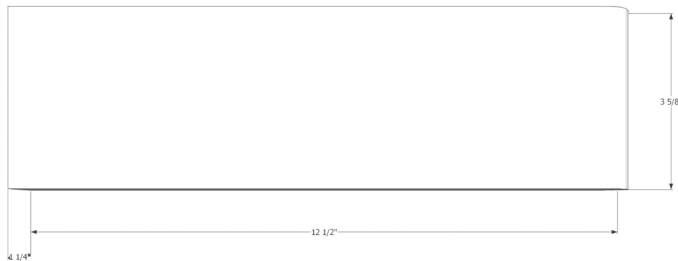
- ☐ SUNSET RED ☐ MFG USED
☐ RED FLASHED ☐ MFG WHITE ONLY

☒ SELECT DESIRED TEXTURE:

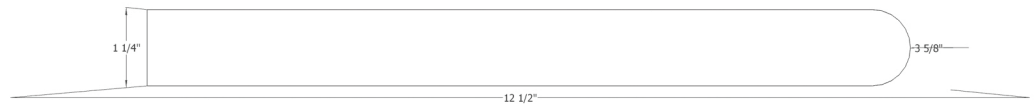
- ☐ SMOOTH



ISOMETRIC VIEW



PLAN VIEW



ELEVATION VIEW

BRICK UNIT NOMENCLATURE	DIMENSIONS (W x H x L)	TYPE	TEXTURE	COVERAGE	STOCK AVAILABILITY	WEIGHT
RETROFIT BULLNOSE	3 5/8" x 1 1/4" x 12 1/2"	SOLID	SMOOTH	3.0 UNITS PER LINEAL FOOT	NORMALLY STOCKED IN SELECT COLORS	4.6 LBS

NOTES:

- PACIFIC CLAY'S COLORS ARE PRODUCED FROM NATURAL CLAYS - COLOR RANGES ARE INHERENT IN THE PRODUCT AND SHOULD BE SAMPLED ACCORDINGLY
- INDIVIDUAL BRICKS MAY VARY IN DIMENSION AND WEIGHT WHILE MAINTAINING ACCORDANCE WITH ASTM SPECIFICATIONS.
- INSTALLATION TO BE COMPLETED IN ACCORDANCE WITH MANUFACTURER'S SPECIFICATIONS.
- ALL DIMENSIONS ARE CONSIDERED TRUE AND REFLECT MANUFACTURER'S SPECIFICATIONS.
- DO NOT SCALE DRAWING.

