

# SPECIFICATIONS

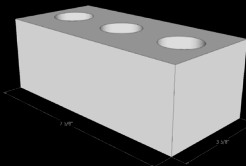
## MODULAR ( INCLUDES ALL STANDARD, AMERICANA SERIES )

Meets ASTM C-216, SW, MW

Available in:

- Sunset Red (V) (S)
- Red Flashed (V)
- Burgundy (V)
- Pueblo Flashed (V)
- Brown Flashed (V)
- Light Iron Spot (V)
- Medium Iron Spot (V)
- Dark Iron Spot (V) (S)
- Charcoal (V) (S)

Size: 3-5/8" x 2-1/4" x 7-5/8"  
 Weight: 3.8 lbs. (Cored) per Brick  
 4.5 lbs. (Solid) per Brick  
 Coverage:  
 Veneer 6.75 pcs. per sq. ft. (Using 3/8" grout line)  
 Paving 4.5 pcs. per sq. ft. (Using 3/8" grout line)



## NORMAN

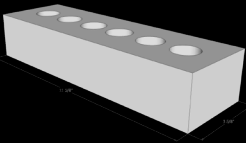
Meets ASTM C-216, SW, MW

Special Order Only – minimum quantities required

Available in:

- Sunset Red (V)
- Red Flashed (V)
- Sterling Grey (V) (S)
- Dark Iron Spot (V) (S)
- Charcoal (V) (S)

Size: 3-5/8" x 2-1/4" x 11-5/8"  
 Weight: 5 lbs. (Cored) per Brick  
 Coverage: 4.5 pcs. per sq. ft. (Using 3/8" grout line)



## COMMON (PRIMERO SERIES)

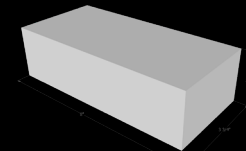
Meets ASTM C-902 MX, NX

Special Order Only – minimum quantities required

Available in:

- Red (R)
- Red (V&S)
- Red Flashed (V&S)
- Chocolate (V&S)
- San Rafael (V&S)
- Bostonian (V&S)

Size: 3-3/4" x 2-1/4" x 8"  
 Weight: 3.8 lbs. (Cored) per Brick  
 Coverage:  
 Veneer 6.2 pcs. per sq. ft.



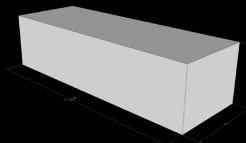
## PADRE

Meets ASTM

Available in:

- 12 in. (Solid)
- 16 in. (Solid)
- Special Padre Texture

Size: (12in.) 3" x 4" x 11-1/2"  
 (16in.) 3" x 4" x 15-1/2"  
 Weight: (12in.) 10.1 lbs. (16in.) 12. lbs. (Solid)  
 Coverage: 3 pcs. per sq. ft. (using 1/2" grout line)



## UTILITY

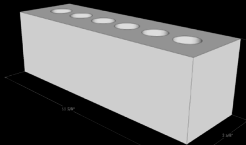
Meets ASTM C-216, SW, MW

Special Order Only – minimum quantities required

Available in:

- Charcoal (V)
- Charcoal (S)

Size: 3-5/8" x 3-5/8" x 11-5/8"  
 Weight: 8.9 lbs. (Cored)  
 Coverage: 3 pcs. per sq. ft. (Using 3/8" grout line)



## CLOSURE

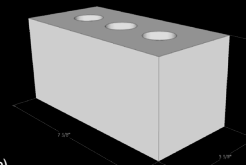
Meets ASTM C-1088, TBX, SW

Special Order Only – minimum quantities required

Available:

- Custom Item
- Made to Order
- Cored
- Solid
- Smooth
- Velour

Size: 3-5/8" x 3-5/8" x 7-5/8"  
 Weight: 6.2 lbs. (Cored) 6.6 lbs. (Solid) per Brick  
 Coverage: 4.5 pcs. per sq. ft. (Using 3/8" grout line)




FEATURED BLEND: DENALI MIST (REROLLED TEXTURE - SOLID) LBX (LONG BEACH EXCHANGE) LONG BEACH, CA.



**PACIFIC CLAY PRODUCTS INC.**  
 FINE QUALITY CLAY BRICK | SINCE 1892

# FACE BRICK



LBX (LONG BEACH EXCHANGE) - LONG BEACH, CA. (BRICK TYPE: DARK IRON SPOT - NORMAN)



**Right, In Your Own Backyard!**

[www.PacificClay.com](http://www.PacificClay.com)


14741 LAKE STREET LAKE ELSINORE, CA 92530  
 PHONE: 951.674.2131 FAX: 951.674.6383

Custom Colors and Sizes available (minimum order quantities apply). Call Pacific Clay for literature on our full family of products such as Bullnose, Face Brick, and Thin Brick lines. Bricks in this brochure were photographed and printed to match the original brick as closely as possible; however, production runs vary slightly in color. Color ranges occur in each production run. Pacific Clay's colors are produced from natural clays - color ranges are inherent in the product and should be sampled accordingly. Weights listed are averages; individual bricks may vary in dimension and weight while maintaining accordance with ASTM specifications. Pacific Clay Products maintains the right to revise packaging and products inventoried.


Share your #PacificClay projects! @PacificClay




**MODULAR FACE BRICK - STANDARD COLORS** (CORED NOT FOR PAVING)



SUNSET RED (V) (S)



RED FLASHED\* (V)



BURGUNDY (V)



PUEBLO FLASHED\* (V)



BROWN FLASHED\* (V)



LIGHT IRON SPOT\* (V)



MEDIUM IRON SPOT\* (V)



DARK IRON SPOT\* (V) (S)




CHARCOAL (V) (S)

**AMERICANA SERIES - MODULAR** (REROLLED TEXTURE - SOLID)



CONCORD\* (T)



CHERRY CREEK\* (T)



SARATOGA\* (T)

**UTILITY FACE BRICK** (CORED NOT FOR PAVING)



CHARCOAL (V)



CHARCOAL (S)

**FEATURED BLEND** (MADE TO ORDER - MODULAR ITEMS BELOW ARE CORED)



LUXE<sup>o</sup> (V) & (S) MOD.  
3-5/8" X 2-1/4" X 7-5/8"



SANTIAM RIVER\*<sup>o</sup> (T) MOD.  
3-5/8" X 2-1/4" X 7-5/8"



DENALI MIST\*<sup>o</sup> (T) MOD.  
3-5/8" X 2-1/4" X 7-5/8"




POSH\*<sup>o</sup> (RU) NORMAN (SOLID)  
3-5/8" X 2-1/4" X 11-5/8"

**FACE BRICK PRODUCTS**


**NORMAN FACE BRICK - STANDARD COLORS** (CORED NOT FOR PAVING)




SUNSET RED (V)



RED FLASHED\* (V)



STERLING GREY (V) (S)



DARK IRON SPOT\* (V) (S)



CHARCOAL (V) (S)

**PRIMERO SERIES - MODULAR FACE BRICK** (SOLID ALSO FOR PAVING)




RED (V&S)



RED FLASHED\* (V&S)



CHOCOLATE (V&S)



SAN RAFAEL\* (V&S)




BOSTONIAN\* (V&S)

**PADRE** (SOLID ALSO FOR PAVING)




12" PADRE




16" PADRE

**COMMON** (CORED)



RED (R)

**OVERSIZE** (SOLID ALSO FOR PAVING)



RED (WC/S)  
PHOTO SHOWS  
PAVER ORIENTATION



(V) VELOUR TEXTURE, (S) SMOOTH TEXTURE, (R) RAKED, (RU) RUFFLE, (T) TUMBLED, (WC/S) WIRE CUT / SMOOTH,  
\* WIDE COLOR VARIATION, † NOT RECOMMENDED FOR POOLS, ° MADE TO ORDER