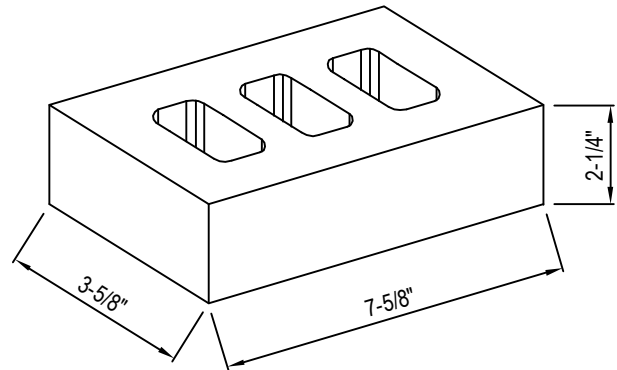




PACIFIC CLAY
 14741 LAKE STREET
 LAKE ELSINORE, CA 92530
 PHONE: (951) 674-2131
 FAX: (951) 674-6383
 www.pacificclay.com

SELECT DESIRED COLOR:

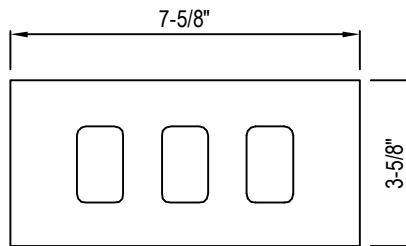
- | | |
|--|--|
| <input type="checkbox"/> SUNSET RED | <input type="checkbox"/> ROYAL SALTILLO |
| <input type="checkbox"/> RED FLASHED | <input type="checkbox"/> STERLING GREY |
| <input type="checkbox"/> BROWN FLASHED | <input type="checkbox"/> LIGHT IRONSPOT |
| <input type="checkbox"/> BURGUNDY | <input type="checkbox"/> MEDIUM IRONSPOT |
| <input type="checkbox"/> PUEBLO | <input type="checkbox"/> DARK IRONSPOT |
| <input type="checkbox"/> ROSE TAN | <input type="checkbox"/> AZTEC |
| <input type="checkbox"/> 190 | <input type="checkbox"/> SANDSTONE |
| <input type="checkbox"/> 590 DARK | <input type="checkbox"/> WESTWOOD BUFF |
| <input type="checkbox"/> 590 LIGHT | <input type="checkbox"/> OTHER _____ |




ISOMETRIC VIEW

SELECT DESIRED TEXTURE:

- VELOUR
 SMOOTH (DIESKIN)
 OTHER _____



PLAN VIEW

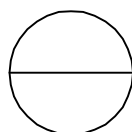


ELEVATION VIEW

BRICK UNIT NOMENCLATURE	DIMENSIONS (W x H x L)	TYPE	UNITS PER SQ. FT. (3/8" JOINT)	STOCK AVAILABILITY	APPROXIMATE VERTICAL COURSING	WEIGHT
MODULAR FACE BRICK	3-5/8" x 2-1/4" x 7-5/8"	CORED	6.86	NORMALLY STOCKED IN SELECT COLORS	3C= 8 IN.	3.8 LBS

NOTES:

- PACIFIC CLAY FACE BRICK MEET OR EXCEED THE REQUIREMENTS OF SPECIFICATION ASTM-C-216
- PACIFIC CLAY'S COLORS ARE PRODUCED FROM NATURAL CLAYS - COLOR RANGES ARE INHERENT IN THE PRODUCT AND SHOULD BE SAMPLED ACCORDINGLY
- INDIVIDUAL BRICKS MAY VARY IN DIMENSION AND WEIGHT WHILE MAINTAINING ACCORDANCE WITH ASTM SPECIFICATIONS.
- INSTALLATION TO BE COMPLETED IN ACCORDANCE WITH MANUFACTURER'S SPECIFICATIONS.
- ALL DIMENSIONS ARE CONSIDERED TRUE AND REFLECT MANUFACTURER'S SPECIFICATIONS.
- DO NOT SCALE DRAWING.
- CONTRACTOR'S NOTE: FOR PRODUCT AND COMPANY INFORMATION VISIT www.CADdetails.com/info REFERENCE NUMBER 3182-001.



FACE BRICK

ELITE SERIES: MODULAR BRICK