

# S4 TRUE UNION INLINE STRAINER - PVC

## SPECIFICATIONS:

Sizes: 3/8" - 4" (DN 10-80) (d 16-90)

Body material: PVC

O-rings: EPDM, Viton

Screen:

Natural polypropylene - 1800 micron - coarse

Stainless steel - 1000, 750 micron - medium

Stainless steel - 500 micron - fine

## Operating pressure:

3/8" (DN 10) - 2 1/2" (DN 65) 232 psi (16bar)

3", 4" (DN 80) 145 psi (10 bar)

## Valve ends:

- Solvent cement socket (ASTM, DIN, JIS)
- Solvent cement spigot (DIN)
- Threaded socket (BSP, NPT)
- Flange (ANSI, ASA, DIN, JIS)

## FEATURES:

- radial installation or removal
- transparent body
- ideal flow characteristics
- easy service

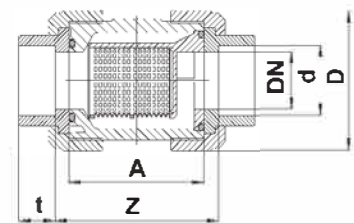
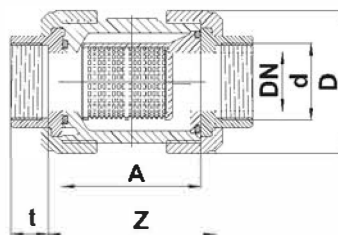
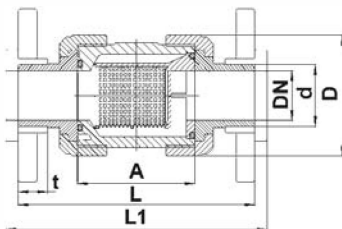


## Sample Specification:

All Praher S4 series inline strainers 3/8"-4" shall be of True Union design and shall have identical overall length and union connection than all other Praher S4 series ball and check valves. Full union design shall allow serviceability and full access to all internal components. The 1800 micron strainer insert shall be of a one piece construction made from Polypropylene material conforming to ASTM 4101, cell PP02120B-67272.

The 1000, 750 and 500 micron strainer inserts shall be made from an outer two piece Polypropylene strainer insert housing which shall be the support structure to the interchangeable stainless steel screens. All screens inserts shall be made from grade 316 stainless steel with perforations of 1000 micron, 750 micron and 500 micron respectively. The minimum open mesh area shall be 160% of the equivalent internal pipe size. The strainer body shall be made of transparent PVC which shall be in conformance with NSF/ANSI 61. All o-rings shall be made of EPDM or VITON and shall be NSF/ANSI 61 compliant.

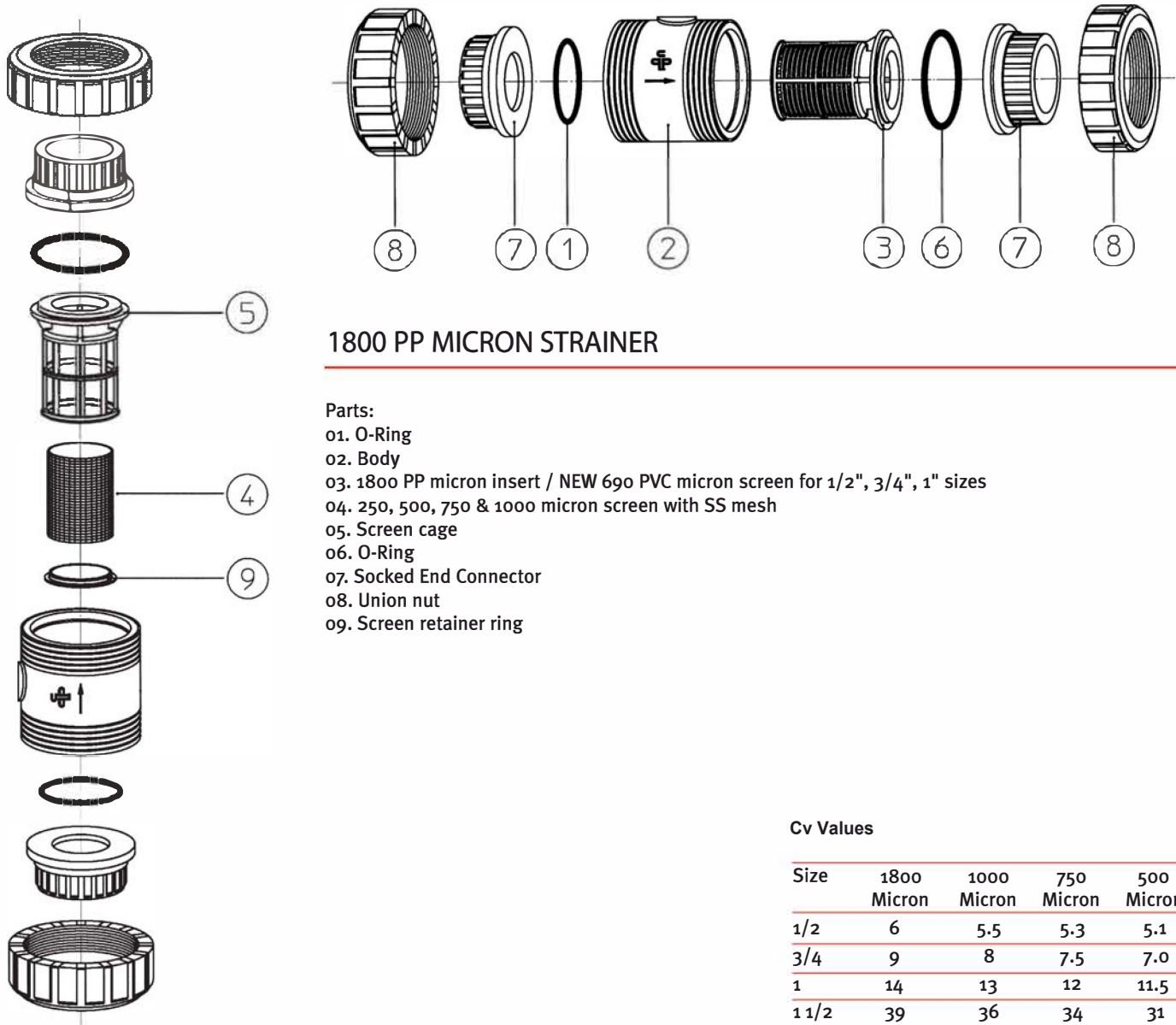
End connectors and union nut shall be made from industrial grey PVC conforming to NSF/ANSI 61 and ASTM D1764, cell 12454. The strainers shall also be offered in PP and PVDF housings (non transparent materials) with PP and PVDF union nuts and end connectors in TRUE union style.



|    |        |       |       |       |       |        |        |       |        |       |       |
|----|--------|-------|-------|-------|-------|--------|--------|-------|--------|-------|-------|
| d  | mm     | 16    | 20    | 25    | 32    | 40     | 50     | 63    | 75     | 90    | 110   |
| DN | mm     | 10    | 15    | 20    | 25    | 32     | 40     | 50    | 65     | 80    | 80    |
| G  | inches | 3/8"  | 1/2"  | 3/4"  | 1"    | 1 1/4" | 1 1/2" | 2"    | 2 1/2" | 3"    | 4"    |
| L  | mm     | 114.0 | 124.0 | 144.0 | 154.0 | 174.0  | 194.0  | 224.0 | 284.0  | 300.0 | 340.0 |
| L1 | mm     | 120.0 | 130.0 | 150.0 | 160.0 | 180.0  | 200.0  | 230.0 | 290.0  | 310.0 | 350.0 |
| A  | mm     | 62.0  | 62.0  | 70.0  | 74.0  | 84.0   | 95.0   | 109.0 | 137.0  | 163.0 | 163.0 |
| Z  | mm     | 67.5  | 67.5  | 76.0  | 81.0  | 90.0   | 104.0  | 121.0 | 148.0  | 183.0 | 176.0 |
| t  | mm     | 16.5  | 16.5  | 19.5  | 22.5  | 26.5   | 31.5   | 38.5  | 45.0   | 55.5  | 64.0  |
| D  | mm     | 53.0  | 53.0  | 63.0  | 70.0  | 85.0   | 101.0  | 121.5 | 155.0  | 188.0 | 188.0 |
| PN | bar    | 16    | 16    | 16    | 16    | 16     | 16     | 16    | 16     | 10    | 10    |

all dimensions in mm, all pressure ratings (PN) in BAR

# S4 TRUE UNION INLINE STRAINER - PVC



## 1800 PP MICRON STRAINER

### Parts:

- 01. O-Ring
- 02. Body
- 03. 1800 PP micron insert / NEW 690 PVC micron screen for 1/2", 3/4", 1" sizes
- 04. 250, 500, 750 & 1000 micron screen with SS mesh
- 05. Screen cage
- 06. O-Ring
- 07. Socked End Connector
- 08. Union nut
- 09. Screen retainer ring

### Cv Values

| Size  | 1800<br>Micron | 1000<br>Micron | 750<br>Micron | 500<br>Micron |
|-------|----------------|----------------|---------------|---------------|
| 1/2   | 6              | 5.5            | 5.3           | 5.1           |
| 3/4   | 9              | 8              | 7.5           | 7.0           |
| 1     | 14             | 13             | 12            | 11.5          |
| 1 1/2 | 39             | 36             | 34            | 31            |
| 2     | 58             | 53             | 50            | 48            |
| 2 1/2 | 85             | 80             | 77            | 72            |
| 3     | 125            | 115            | 110           | 100           |

500, 750, 1000 SS MICRON