




Deck-to-Pool 3 Bend Handrails



Features

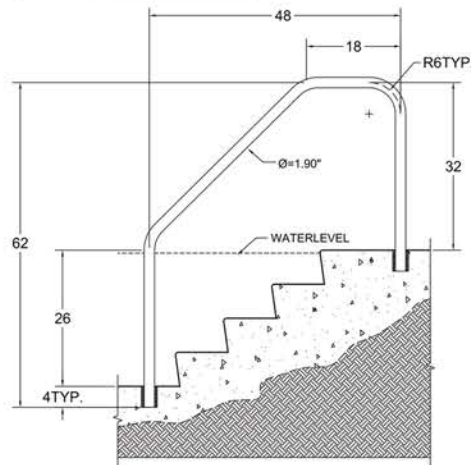
- High impact polymer exterior
- Aluminum fully reinforced interior
- Tubing: 1.90" OD, 1.38" ID
- Bends: 6" radius
- Wall thickness: .25"

Model	Description	Shipping Wt.	L	W	H
DTP-348	48" W x 32" H, 3 Bend	15 lbs.	74"	42"	3"
DTP-360	60" W x 32" H, 3 Bend	17 lbs.	88"	42"	3"
DTP-366	66" W x 32" H, 3 Bend	17 lbs.	94"	42"	
DTP-372	72" W x 32" H, 3 Bend	17 lbs.	98"	42"	3"

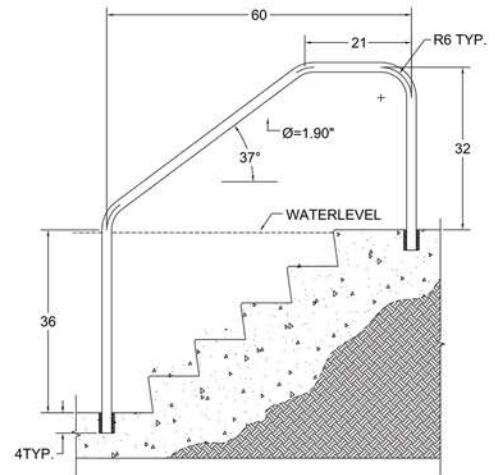
All measurements on center. Escutcheons are included. When ordering, add the color to the end of the model number: (W) White, (B) Beige, (G) Gray, (T) Taupe, (BK) Black. Saftron ladders and rails are available in custom bends, sizes, and colors.



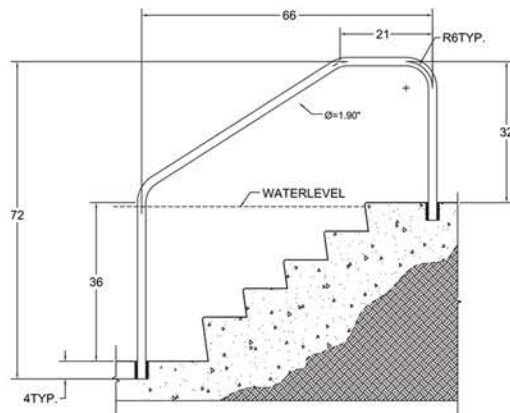
DTP-348 POOL RAIL



DTP-360 POOL RAIL



DTP-366 POOL RAIL



DTP-372 POOL RAIL

