
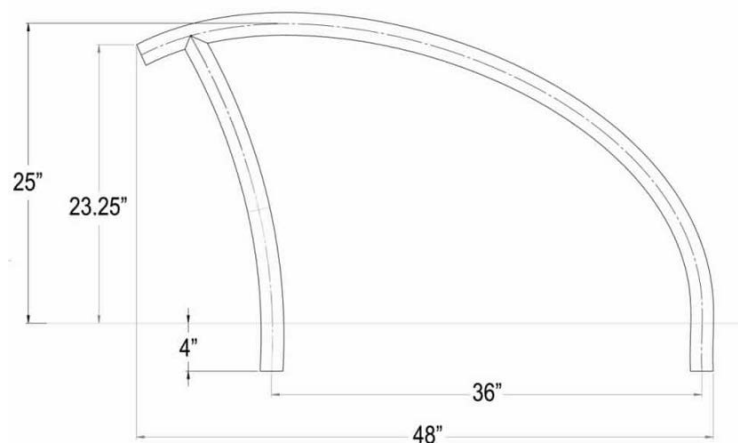



Modern Deck to Deck Stair Rail™

- 304 stainless steel construction
- Constructed of 1.9" OD and .065" wall thickness
- Powder coat and marine grade options are salt water friendly



Polished



White



Sand



Global Grey



Copper Vein



Silver Vein

Part Numbers	Descriptions
GPP-MR-D2D-SS	Modern Deck to Deck 36 Rail .065" Wall Polished
GPP-MR-D2D-WH	Modern Deck to Deck 36 Rail .065" Wall White
GPP-MR-D2D-SD	Modern Deck to Deck 36 Rail .065" Wall Sand
GPP-MR-D2D-GR	Modern Deck to Deck 36 Rail .065" Wall Global Grey
GPP-MR-D2D-CV	Modern Deck to Deck 36 Rail .065" Wall Copper Vein
GPP-MR-D2D-SV	Modern Deck to Deck 36 Rail .065" Wall Silver Vein
GPPOTE-A4C	4" Socket Anchor

Can be upgraded to Marine Grade 316. When ordering, add "-M" following the color code.
 Anchor not included.

