

Choose the Best Adhesive



Holds Tight INSTANTLY!



Ultra-Fast Set-up and Cure Time!



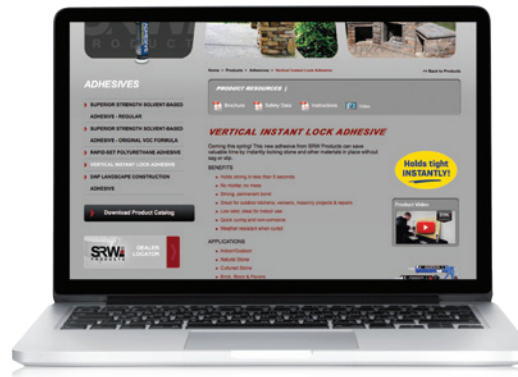
Works on Wet/Frozen Surfaces!



We're Your Partner for Success

Visit us online for free product resources

Get instructions, user tips, safety data, videos & more! Just scan the QR code or go to bit.ly/SRWadhesive



SRW
PRODUCTS
www.SRWproducts.com | 800-752-9326



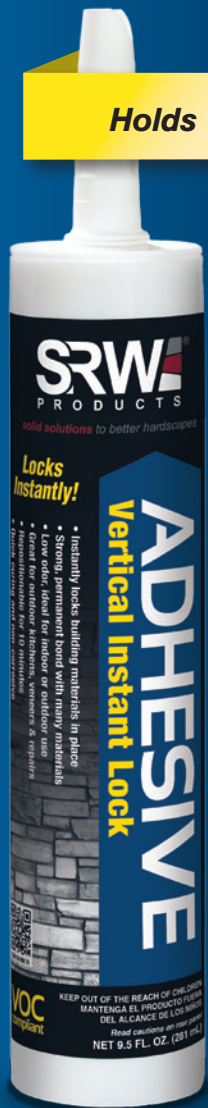
SRW PRODUCTS *Your Complete*
ADHESIVE
Solution.



The Best Bond for Every Application

WET/FROZEN • VERTICAL • HIGH TEMP

Holds Tight INSTANTLY!



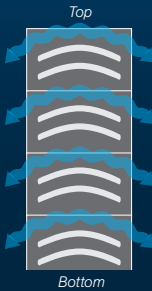
Benefits

- ▶ **ALL NEW technology!**
- ▶ No sag or slip
- ▶ No mortar, no mess
- ▶ Strong, permanent bond
- ▶ Quick curing & non-corrosive
- ▶ Weather resistant when cured

Applications

- ▶ Indoor/Outdoor
- ▶ Natural/Manufactured Stone
- ▶ Brick, Block & Pavers
- ▶ Veneers/Dry Stack/Masonry
- ▶ Outdoor Kitchens
- ▶ Metal, Wood, Glass, Tile

Example Application VERTICAL



Application in a continuous bead in an arch pattern allows moisture to flow down and away from the adhesive. Apply each bead 1.5" (3.81cm) apart and 0.5" (1.27cm) from the edge of the substrate.

For illustrative purposes only. Be sure the substrate can support the weight. To calculate the recommended amount of linear inches (cm) of adhesive needed, multiply the weight of the piece in lbs. (kg) by 2.33 (13.05). See label for full detail.



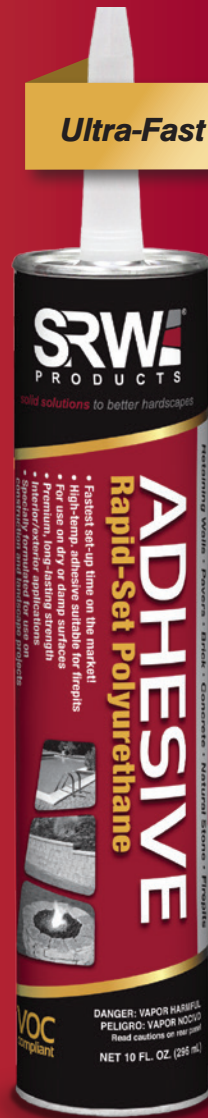
| Coverage | Approximate Length of Bead for Vertical Instant Lock | |
|----------|--|---------------|
| | Bead Size | 9.5oz (.28L) |
| | 3/8in (0.95cm) bead | 210in (533cm) |

Available in 9.5oz (0.28L) tubes

For full instructions and user tips, scan the QR code or go to bit.ly/instantlock



Ultra-Fast Set-up & Cure Time!



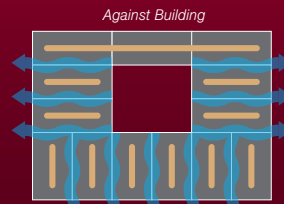
Benefits

- ▶ For dry or damp surfaces
- ▶ High-temperature compatible
- ▶ For use on almost any material
- ▶ Premium, long-lasting strength

Applications

- ▶ Indoor/Outdoor
- ▶ Natural/Manufactured Stone
- ▶ Brick, Block & Pavers
- ▶ Glass & Ceramic Tile
- ▶ Retaining Walls
- ▶ Outdoor Kitchens
- ▶ Firepits
- ▶ Metal & Wood

Example Application CONCRETE OVERLAY



Apply the adhesive in a pattern that will allow moisture to flow out of the overlay and away from any nearby structures.

For illustrative purposes only. See label for full detail.



Available in 10oz (0.3L) & 28oz (0.82L) tubes

For full instructions and user tips, scan the QR code or go to bit.ly/SRWrapidset



| Coverage | Approximate Length of Bead for Rapid-Set Polyurethane & Superior Strength Solvent-Based | | |
|----------|---|--------------|---------------|
| | Bead Size | 10oz (.3L) | 28oz (.82L) |
| | 1/4in (0.64cm) bead | 32ft (9.75m) | 89ft (27.12m) |
| | 3/8in (0.95cm) bead | 14ft (4.26m) | 35ft (10.67m) |

Works on Wet/Frozen Surfaces!



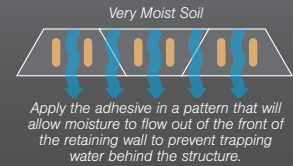
Benefits

- ▶ Superior strength & longevity
- ▶ Works on wet /frozen surfaces
- ▶ High-temperature compatible
- ▶ Extrudes down to 10°F (-13°C)
- ▶ Will not freeze

Applications


- ▶ Indoor/Outdoor
- ▶ Retaining Walls
- ▶ Pavers
- ▶ Block & Concrete
- ▶ Firepits
- ▶ Metal & Wood
- ▶ Natural Stone

Example Application RETAINING WALL



Apply the adhesive in a pattern that will allow moisture to flow out of the front of the retaining wall to prevent trapping water behind the structure.

For illustrative purposes only. See label for full detail.



Available in 10oz (0.3L) & 28oz (0.82L) tubes

For full instructions and user tips, scan the QR code or go to bit.ly/SRWsolvent

