


# Choose the Best Adhesive



**Holds Tight INSTANTLY!**



**Ultra-Fast Set-up and Cure Time!**



**Works on Wet/Frozen Surfaces!**



## We're Your Partner for Success

**Visit us online for free product resources**

Get instructions, user tips, safety data, videos & more! Just scan the QR code or go to [bit.ly/SRWadhesive](http://bit.ly/SRWadhesive)



[www.SRWproducts.com](http://www.SRWproducts.com) | 800-752-9326



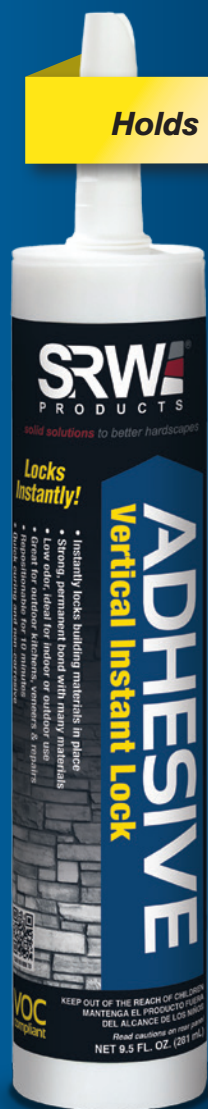
**SRW PRODUCTS** Your Complete **ADHESIVE** Solution.



**The Best Bond for Every Application**

**WET/FROZEN • VERTICAL • HIGH TEMP**

**Holds Tight INSTANTLY!**



## Benefits

- ▶ **ALL NEW technology!**
- ▶ No sag or slip
- ▶ No mortar, no mess
- ▶ Strong, permanent bond
- ▶ Quick curing & non-corrosive
- ▶ Weather resistant when cured

## Applications

- ▶ Indoor/Outdoor
- ▶ Natural/Manufactured Stone
- ▶ Brick, Block & Pavers
- ▶ Veneers/Dry Stack/Masonry
- ▶ Outdoor Kitchens
- ▶ Metal, Wood, Glass, Tile

### Example Application VERTICAL



Application in a continuous bead in an arch pattern allows moisture to flow down and away from the adhesive. Apply each bead 1.5" (3.81cm) apart and 0.5" (1.27cm) from the edge of the substrate.

For illustrative purposes only. Be sure the substrate can support the weight. To calculate the recommended amount of linear inches (cm) of adhesive needed, multiply the weight of the piece in lbs. (kg) by 2.33 (13.05). See label for full detail.



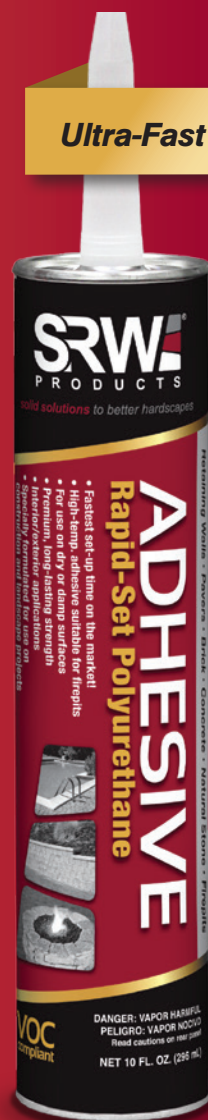
Coverage	Approximate Length of Bead for Vertical Instant Lock	
	Bead Size	9.5oz (.28L)
	3/8in (0.95cm) bead	210in (533cm)

For full instructions and user tips, scan the QR code or go to [bit.ly/instantlock](http://bit.ly/instantlock)



Available in 9.5oz (0.28L) tubes

**Ultra-Fast Set-up & Cure Time!**



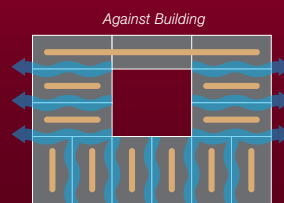
## Benefits

- ▶ For dry or damp surfaces
- ▶ High-temperature compatible
- ▶ For use on almost any material
- ▶ Premium, long-lasting strength

## Applications

- ▶ Indoor/Outdoor
- ▶ Natural/Manufactured Stone
- ▶ Brick, Block & Pavers
- ▶ Glass & Ceramic Tile
- ▶ Retaining Walls
- ▶ Outdoor Kitchens
- ▶ Firepits
- ▶ Metal & Wood

### Example Application CONCRETE OVERLAY



Apply the adhesive in a pattern that will allow moisture to flow out of the overlay and away from any nearby structures.

For illustrative purposes only. See label for full detail.



Available in 10oz (0.3L) & 28oz (0.82L) tubes



For full instructions and user tips, scan the QR code or go to [bit.ly/SRWrapidset](http://bit.ly/SRWrapidset)

Coverage	Approximate Length of Bead for Rapid-Set Polyurethane & Superior Strength Solvent-Based		
	Bead Size	10oz (.3L)	28oz (.82L)
	1/4in (0.64cm) bead	32ft (9.75m)	89ft (27.12m)
	3/8in (0.95cm) bead	14ft (4.26m)	35ft (10.67m)

**Works on Wet/Frozen Surfaces!**



## Benefits

- ▶ Superior strength & longevity
- ▶ Works on wet /frozen surfaces
- ▶ High-temperature compatible
- ▶ Extrudes down to 10°F (-13°C)
- ▶ Will not freeze

## Applications

- ▶ Indoor/Outdoor
- ▶ Retaining Walls
- ▶ Pavers
- ▶ Block & Concrete
- ▶ Firepits
- ▶ Metal & Wood
- ▶ Natural Stone

### Example Application RETAINING WALL



Apply the adhesive in a pattern that will allow moisture to flow out of the front of the retaining wall to prevent trapping water behind the structure.

For illustrative purposes only. See label for full detail.



Available in 10oz (0.3L) & 28oz (0.82L) tubes

For full instructions and user tips, scan the QR code or go to [bit.ly/SRWsolvent](http://bit.ly/SRWsolvent)

