SLIDE™ COMPARATOR SYSTEM
GENERAL INSTRUCTIONS

Taylor Slide™ comparators offer systems for colorimetrically determining solute levels in industrial, natural, and recreational waters. In each test, a liquid sample is treated with reagents causing a color to develop. The treated sample is then placed in the comparator base and compared to the liquid-color standards in the Slide. A color match is made and the concentration of the substance is read from the values on the Slide.

The unique Taylor colorimetric system compensates for cloudy or colored samples by using three cells. Two untreated samples are positioned on both sides of the treated sample, providing a more accurate color match.

To ensure accurate results, the following should be observed:

1. **Use the proper test cell.** There are two different test cells used in the Slide comparator system: the 11.5 mL test cell (#4024), used in most tests; and the 5 mL test cell (#4025), used in tests requiring shorter viewpaths. Both test cells are used in the Enslow base (#9189). Glass 5 mL test tubes (#4023) are used in the pH base (#9190).
2. **Always place the test cells with the frosted side facing the operator.** This is required for proper light diffusion.
3. **Use three test cells (test tubes) for each test.** Two should be filled to the mark with the untreated sample and placed on both sides of the center compartment of the comparator base. The third test cell (test tube) is used for treating the sample with reagents and is placed in the center compartment of the comparator base.
4. **Align the appropriate Slide on the comparator base for a color match.** To determine the concentration of solute in the sample, move the Slide until a color match is obtained. The Slide is in proper alignment for a color match when a white line on the Slide is directly above the white line on the comparator base.
5. **Use a proper light source.** Hold the comparator system up to natural daylight or, preferably, use a daylight simulator (#9199). Artificial light (incandescent or fluorescent) should not be used.

IMPORTANT

1. Keep test kit out of reach of children.
2. Read precautions on all labels.
3. Store test kit in cool, dark place.
4. Replace reagents at least once each year.
5. Rinse test cells (test tubes) before and after each test.
6. Hold dropper bottles vertically when dispensing reagents.
7. Replace caps on all reagents after use.

Test Tube and Test Cells

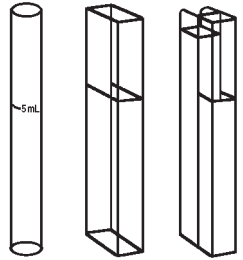

#4023 #4024 #4025

Slide™ Comparator Bases

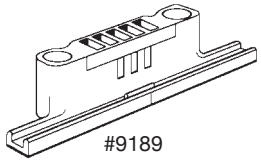

#9189

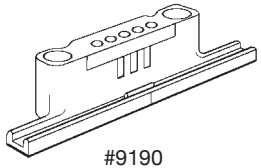

#9190

Gepe Slim Lite™

#9199

(OVER)

TAYLOR SLIDE™ COMPARATOR TESTS

Instr. #5135

SINGLE-FUNCTION TEST (ONE TEST PER SLIDE™ COMPARATOR)

Test	Range	Part No.	Instruction No.	Reagent No.	Cell or Tube No.	Base No.	Kit No.
Bromine DPD	0-3.0 ppm	9079	5152	R-0001, R-0002	4024	9189	K-1241
Bromine DPD	2.0-10 ppm	9236	5517	R-0001, R-0002	4025	9189	K-1242
Chlorine DPD	0-1.0 ppm	9081	5157	R-0001, R-0002, R-0003	4024	9189	K-1259-2
Chlorine DPD	0-3.0 ppm	9082	5157	R-0001, R-0002, R-0003	4024	9189	K-1259-1
Chlorine DPD	1.0-10 ppm	9083	5514	R-0001, R-0002, R-0003	4025	9189	K-1289
Chlorine OT	0-1.0 ppm	9084	5155	R-0600	4024	9189	K-1201
Chlorine OT	0.2-3.0 ppm	9086	5155	R-0600	4024	9189	K-1205
Chlorine OT	0.1-4.0 ppm	9085	5155	R-0600	4024	9189	K-1203
Chlorine OT	0.2-12 ppm	9088	5156	R-0600	4025	9189	K-1207
Chlorine OT	0.2-12 ppm	9088	5156	R-0600	4023	9190	K-1141
Chlorine OT	0-50 ppm	9087	5154	R-0604, R-0616	4024	9189	K-1256
Chlorine OT	5-250 ppm	9231	5142	R-0604, R-0616	4025	9189	K-1151
Copper	0-3.0 ppm	9094	5144	R-0860, R-0861	4024	9189	K-1155
Iron	0-2.0 ppm	9106	5143	R-0851, R-0852	4024	9189	K-1153
Iron	0-10 ppm	9246	5371	R-0673, R-0674	4024	9189	K-1154
Nitrate	0-10 ppm	9285	5758	R-0921, R-0922, R-0923	4025	9189	K-1128
Octadecylamine (ODA)	0-6 ppm	9283	5153	R-0651, R-0709, R-0784	4023	9190	K-1243
Orthophosphate (high)	5-100 ppm	9110	5160	R-0601, R-0602P	4023 & 9021	9190	K-1100 (no case)
Orthophosphate (high)	5-100 ppm	9110	5160	R-0601, R-0602P	4023 & 9021	9190	K-1100C
Orthophosphate (low)	0-25 ppm	9111	5161	R-0601, R-0602P	4023 & 9021	9190	K-1105 (no case)
Orthophosphate (low)	0-25 ppm	9111	5161	R-0601, R-0602P	4023 & 9021	9190	K-1105C
Ozone DPD	0-0.66 ppm	9318	5570	R-0001, R-0002, R-0003	4024	9189	K-1822
Ozone DPD	0-2.0 ppm	9317	5570	R-0001, R-0002, R-0003	4024	9189	K-1818
pH (cresol red)	7.2-8.8	9068	5158	R-1003K	4023	9190	K-1011-K
pH (long range)	3.0-11.0	9078	5158	R-1003U	4023	9190	K-1011-U
pH (meta cresol purple)	7.6-9.2	9069	5158	R-1003L	4023	9190	K-1011-L
pH (phenol red)	6.8-8.4	9067	5158	R-1003J	4023	9190	K-1011-J
pH (thymol blue)	8.0-9.6	9070	5158	R-1003M	4023	9190	K-1011-M
pH (tolyl red)	10.0-11.6	9072	5158	R-1003O	4023	9190	K-1011-O
Polyphosphate (low)	0-25 ppm	9111	5159, 5754	R-0601, R-0602P, R-0640, R-0641	4023 & 9021	9190	K-1108 (no case)
Silica	0-50 ppm	9264	5320	R-1305Q, R-1305U, R-1306T, R-1306U	4023	9190	K-1272

taylor
31 Loveton Circle, Sparks, MD 21152 USA
800-TEST KIT (837-8548) • 410-472-4340