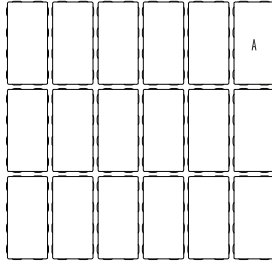




BLU 60 mm (6" × 13")

DESCRIPTION: Slab **TEXTURE:** Smooth and HD² Smooth

Pallet Overview



Specifications per pallet



198 units / pallet

Specifications per pallet		Imperial	Metric
Product dimension (L × W × H)	Cubing	6 ½ × 13 × 2 ¾	165 × 330 × 60
	Approx. Weight Smooth	3 138 lbs	1 423 kg
Approx. Weight HD ² Smooth	Number of rows	11	
	Coverage per row	10.55 ft ²	0.98 m ²
Lin. coverage per row	Depth	19.5 lin. ft	5.94 lin. m
	Length	9.75 lin. ft	2.97 lin. m



Smooth

Chocolate Brown



HD² Smooth
Smooth

Chestnut Brown



HD² Smooth
Smooth

Champlain Grey



HD² Smooth
Smooth

Caffè Crema



HD² Smooth
Smooth

Beige Cream



HD² Smooth
Smooth

Greyed Nickel



HD² Smooth
Smooth

Shale Grey

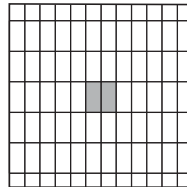


HD² Smooth
Smooth


Onyx Black

Laying Patterns Options

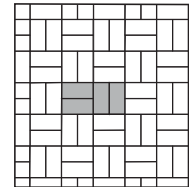
08 | Linear




09 | Linear



10 | Parquet



11 | Herringbone



Patterns are for design inspiration only. The installer is responsible to calculate & purchase the correct amount of material.

NOTES

See page 6 for icons description.

See page 16 for more information about applications.

See page 26 to 28 for more technical information. When used in a permeable pavement application, see page 93 to 102 for more technical information.

JOINT WIDTH: ½" (7 mm)

% OF SURFACE OPENING: 4.8%

INFILTRATION RATE: 570 in./hr (14 475 mm/hr)

*For this application, it is recommended that this product be installed on a concrete base as designed by a local Engineer.