


Aberdeen

DESCRIPTION: Slab
TEXTURE: Slate




SLABS

PALLET OVERVIEW - 20"x10" and 20"x20"



PALLET OVERVIEW - 30"x10"



APPLICATIONS

Available in random, linear and diamond shapes. Aberdeen slabs are ideal for a wide variety of applications. Use them for patios, footpaths (linear) or giant steppers, as caps for seating and retaining walls, and, when combined in footpath or multileveled patios, as caps for steps.

The Aberdeen slabs cannot be used for driveways.

NOTES

Palletized upright.

* For an authentic look, each color option is composed of a variety of darker & lighter tones. Natural ingredients such as granite are present within the recipe to allow for a range in tones, veining and textures from one stone to another.

See page 160 for more technical information.

Specifications per pallet		Imperial	Metric	
20" x 10" - 20" x 20"	Cubing	70.83 ft ²	6.58 m ²	
	Weight	1 900 lbs	862 kg	
	Number of rows	1		
	Coverage per unit	A	1.39 ft ² /unit	0.13 m ² /unit
		B	2.78 ft ² /unit	0.26 m ² /unit
Linear coverage per row	42.5 lin. ft/row	12.95 lin. m/row		

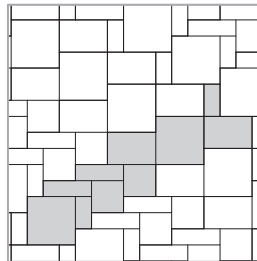
	Unit dimensions	in	mm	Units/pallet
A	Height	2 1/4	57	17 units
	Depth	20	508	
	Length	10	254	
B	Height	2 1/4	57	17 units
	Depth	20	508	
	Length	20	508	

Specifications per pallet		Imperial	Metric
30" x 10"	Cubing	35.42 ft ²	3.29 m ²
	Weight	992 lbs	450 kg
	Number of rows	1	
	Coverage per unit	2.08 ft ² /unit	0.19 m ² /unit
Linear coverage per row	Depth	42.5 lin. ft/row	12.95 lin. m/row
	Length	14.2 lin. ft/row	4.33 lin. m/row

	Unit dimensions	in	mm	Units/pallet
A	Height	2 1/4	57	17 units
	Depth	30	762	
	Length	10	254	

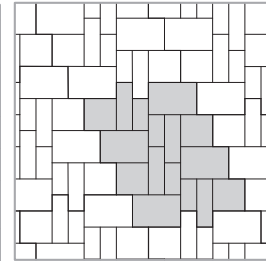
01 | Modular pattern

38% - 30" x 30" | 25% - 30" x 20" | 12% - 30" x 10" | 25% - 20" x 20" & 20" x 10"



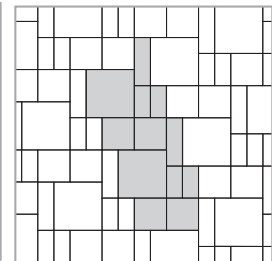
02 | Modular pattern

40% - 30" x 20" | 20% - 30" x 10" | 40% - 20" x 20" & 20" x 10"



03 | Modular pattern


38% - 30" x 30" | 12% - 30" x 10" | 50% - 20" x 20" & 20" x 10"



rock garden brown



azzurro



baja beige



olive



Techo-Bloc


Aberdeen

DESCRIPTION: Slab
TEXTURE: Slate



SLABS

PALLET OVERVIEW



APPLICATIONS

Available in random, linear and diamond shapes, Aberdeen slabs are ideal for a wide variety of applications. Use them for patios, footpaths (linear) or giant steppers, as caps for seating and retaining walls, and, when combined in footpath or multileveled patios, as caps for steps.

The Aberdeen slabs cannot be used for driveways.


NOTES

Palletized upright.

* For an authentic look, each color option is composed of a variety of darker & lighter tones. Natural ingredients such as granite are present within the recipe to allow for a range in tones, veining and textures from one stone to another.

See page 160 for more technical information.

Specifications per pallet		Imperial	Metric
30" x 20"	Cubing	70.83 ft ²	6.58 m ²
	Weight	1 880 lbs	853 kg
	Number of rows	1	
	Coverage per unit	4.17 ft ² /unit	0.39 m ² /unit
	Linear coverage per row	Depth 42.5 lin. ft/row Length 28.3 lin. ft/row	12.95 lin. m/row 8.63 lin. m/row



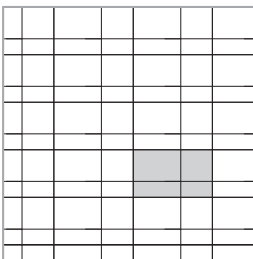
Unit dimensions	in	mm	Units/pallet
Height	2 1/4	57	17 units
Depth	30	762	
Length	20	508	

Specifications per pallet		Imperial	Metric
30" x 30"	Cubing	106.25 ft ²	9.87 m ²
	Weight	2 820 lbs	1 279 kg
	Number of rows	1	
	Coverage per unit	6.25 ft ² /unit	0.58 m ² /unit
	Linear coverage per row	42.5 lin. ft/row	12.95 lin. m/row




Unit dimensions	in	mm	Units/pallet
Height	2 1/4	57	17 units
Depth	30	762	
Length	30	762	

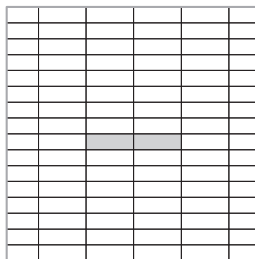
04 | Linear pattern
40% - 30" x 20" | 20% - 30" x 10" |
40% - 20" x 20" & 20" x 10"



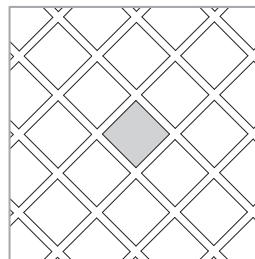
05 | Linear pattern
100% - 30" x 10"



06 | Linear pattern
100% - 30" x 10"




07 | Linear pattern
Checkerboard 45° | 100% -
30" x 30"



rock garden brown



azzurro



baja beige



olive

