

Blu

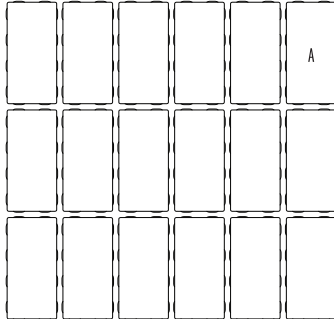
60 mm (6"×13"), Smooth

DESCRIPTION: Paver and Slab
TEXTURE: Smooth



SLABS

PALLET OVERVIEW



Specifications per pallet		Imperial	Metric
Cubing	FULL PALLET	116.05 ft ²	10.78 m ²
	*HALF-PALLET	63.30 ft ²	5.88 m ²
Weight	FULL PALLET	3 138 lbs	1 423 kg
	*HALF-PALLET	1 722 lbs	781 kg
Number of rows	FULL PALLET	11	
	*HALF-PALLET	6	
Coverage per row		10.55 ft ² /row	0.98 m ² /row
Linear coverage per row	Depth	19.5 lin. ft/row	5.94 lin. m/row
	Length	9.75 lin. ft/row	2.97 lin. m/row

APPLICATIONS

Pedestrian or light vehicular traffic, residential driveway, patios and swimming pool decks. Can be used as a border to complete the Blu Collection.

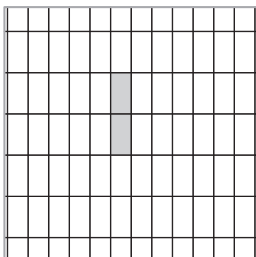
Unit dimensions	in		mm		Units /pallet
	L	D	H	A	
Height	2 3/8	60			198 units
Depth	13	330			
Length	6 1/2	165			

NOTES


* Colors only available in half-pallets.

See page 160 for more technical information.


01 | Linear pattern




02 | Linear pattern



03 | Parquet pattern



04 | Herringbone pattern



shale grey

champlain grey

chestnut brown

greyed nickel

beige cream

onyx black*

chocolate brown*



Blu

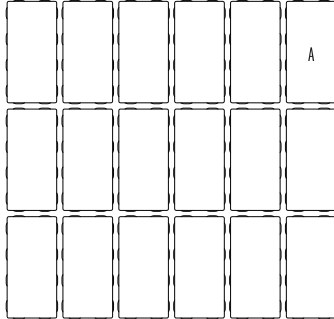
60 mm (6"×13"), Slate

DESCRIPTION: Paver and Slab
TEXTURE: Slate



SLABS

PALLET OVERVIEW



Specifications per pallet		Imperial	Metric
Cubing	FULL PALLET	116.05 ft ²	10.78 m ²
	*HALF-PALLET	63.30 ft ²	5.88 m ²
Weight	FULL PALLET	3 138 lbs	1 423 kg
	*HALF-PALLET	1 722 lbs	781 kg
Number of rows	FULL PALLET	11	
	*HALF-PALLET	6	
Coverage per row		10.55 ft ² /row	0.98 m ² /row
Linear coverage per row	Depth	19.5 lin. ft/row	5.94 lin. m/row
	Length	9.75 lin. ft/row	2.97 lin. m/row

APPLICATIONS

Pedestrian or light vehicular traffic, residential driveway, patios and swimming pool decks. Can be used as a border to complete the Blu Collection.

NOTES

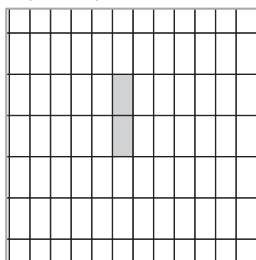
* Colors only available in half-pallets.

See page 160 for more technical information.




Unit dimensions	in	mm	Units/pallet
Height	2 ³ / ₈	60	198 units
Depth	13	330	
Length	6 ¹ / ₂	165	

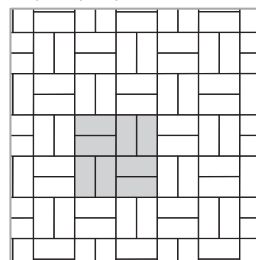
01 | Linear pattern




02 | Linear pattern



03 | Parquet pattern



04 | Herringbone pattern



sandlewood

shale grey

mojave beige

champlain grey

harvest gold

chestnut brown

autumn red

onyx black*

chocolate brown*



Blu

60 mm, Polished or Galaxy


NEW TEXTURES

DESCRIPTION: Slab
TEXTURE: Polished or Galaxy



SLABS

PALLET OVERVIEW



APPLICATIONS

Pedestrian traffic, patios and swimming pool decks.




The Blu 60 mm slabs cannot be used for driveways.

NOTES

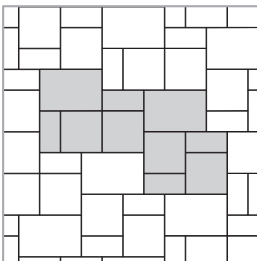
See page 160 for more technical information.

Specifications per pallet

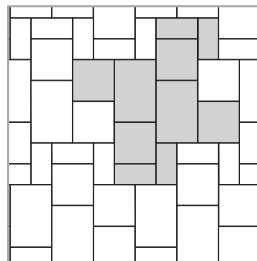
	Imperial	Metric
Cubing	116.82 ft²	10.96 m ²
Weight	3 125 lbs	1 417 kg
Number of rows	11	
Coverage per row	10.62 ft ² /row	0.99 m ² /row
Linear coverage per row	9.81 lin. ft/row	3.02 lin. m/row

	Unit dimensions	in	mm	Units /pallet
	Height	2 ³ / ₈	60	44 units
	Depth	13	330	
	Length	6 1/2	165	
	Height	2 ³ / ₈	60	44 units
	Depth	13	330	
	Length	13	330	
	Height	2 ³ / ₈	60	22 units
	Depth	13	330	
	Length	19 1/2	495	

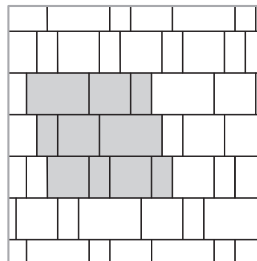
01 | Modular pattern



02 | Modular pattern



03 | Linear pattern



POLISHED

shale grey chestnut brown onyx black greyed nickel beige cream



GALAXY

greyed nickel beige cream



Blu


60 mm, Slate and Slate Aged

DESCRIPTION: Slab
TEXTURE: Slate and slate aged



SLABS

PALLET OVERVIEW



APPLICATIONS

Pedestrian traffic, patios and swimming pool decks.

The Blu 60 mm slabs cannot be used for driveways.

NOTES

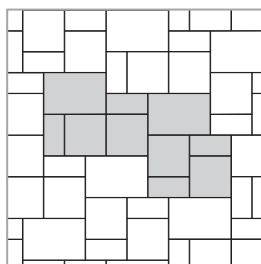
See page 160 for more technical information.

Specifications per pallet

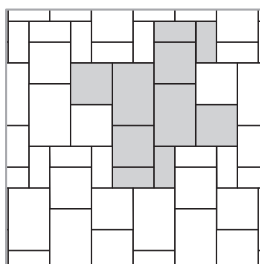
	Imperial	Metric
Cubing	116.82 ft²	10.96 m ²
Weight slate	3 148 lbs	1 428 kg
Weight slate aged	3 170 lbs	1 438 kg
Number of rows	11	
Coverage per row	10.62 ft ² /row	0.99 m ² /row
Linear coverage per row	9.81 lin. ft/row	3.02 lin. m/row

	Unit dimensions	in	mm	Units/pallet
	Height	2 ³ / ₈	60	44 units
	Depth	13	330	
	Length	6 ¹ / ₂	165	
	Height	2 ³ / ₈	60	44 units
	Depth	13	330	
	Length	13	330	
	Height	2 ³ / ₈	60	22 units
	Depth	13	330	
	Length	19 ¹ / ₂	495	

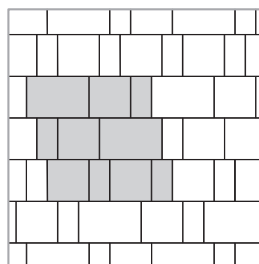
01 | Modular pattern



02 | Modular pattern



03 | Linear pattern



sandlewood
slate
slate aged

shale grey
slate
slate aged

mojave beige
slate
slate aged

champlain grey
slate
slate aged

harvest gold
slate
slate aged

chestnut brown
slate
slate aged

autumn red
slate



Techo-Bloc

Blu


60 mm, Smooth

DESCRIPTION: Slab
TEXTURE: Smooth



SLABS

PALLET OVERVIEW



APPLICATIONS

Pedestrian traffic, patios and swimming pool decks.

The Blu 60 mm slabs cannot be used for driveways.

NOTES

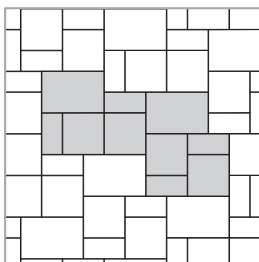
See page 160 for more technical information.

Specifications per pallet

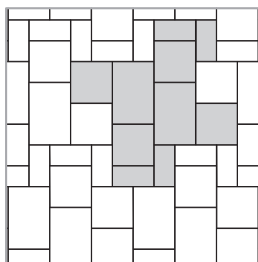
	Imperial	Metric
Cubing	116.82 ft²	10.96 m ²
Weight	3 170 lbs	1 438 kg
Number of rows	11	
Coverage per row	10.62 ft ² /row	0.99 m ² /row
Linear coverage per row	9.81 lin. ft/row	3.02 lin. m/row

Unit dimensions	in		mm		Units/pallet
	Height	Depth	Height	Depth	
A	2 ³ / ₈	13	60	330	44 units
B	2 ³ / ₈	13	60	330	44 units
C	2 ³ / ₈	19 ¹ / ₂	60	495	22 units

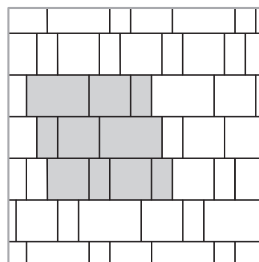
01 | Modular pattern



02 | Modular pattern



03 | Linear pattern



shale grey


chestnut brown

champlain grey

onyx black

greyed nickel

beige cream



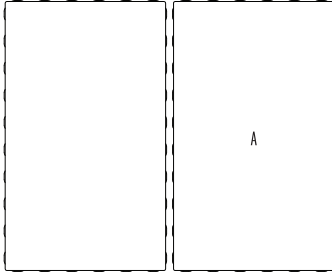
Blu Grande

Slate

DESCRIPTION: Slab
TEXTURE: Slate



PALLET OVERVIEW



APPLICATIONS

Pedestrian traffic, patios and swimming pool decks.

The Blu Grande slab cannot be used for driveways.

NOTES

See page 160 for more technical information.

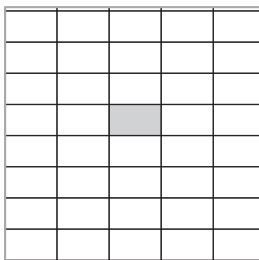
Specifications per pallet		Imperial	Metric
Cubing		96.71 ft²	8.98 m ²
Weight		2 675 lbs	1 213 kg
Number of rows		11	
Coverage per row		8.79 ft²/row	0.82 m ² /row
Linear coverage per row	Depth	3.25 lin. ft/row	0.99 lin. m/row
	Length	5.41 lin. ft/row	1.65 lin. m/row



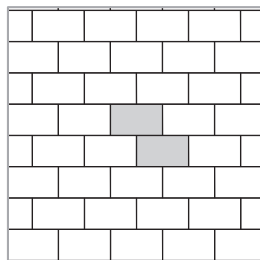
Unit dimensions	in	mm	Units/pallet
Height	2 3/8	60	22 units
Depth	19 1/2	495	
Length	32 1/2	825	

SLABS

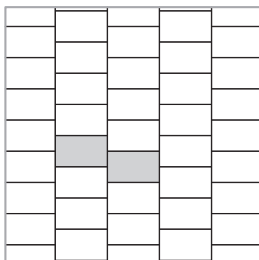
01 | Linear pattern



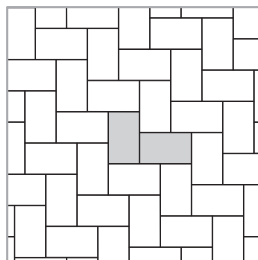
02 | Linear pattern



03 | Linear pattern



04 | Herringbone pattern



sandlewood

shale grey

mojave beige

champlain grey

harvest gold

chestnut brown





Blu Grande

Polished or Galaxy

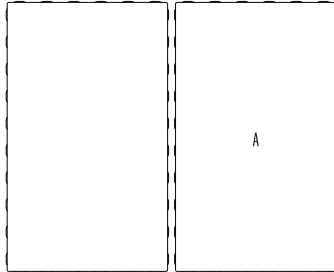
NEW TEXTURES

DESCRIPTION: Slab
TEXTURE: Polished or Galaxy



SLABS

PALLET OVERVIEW



Specifications per pallet		Imperial	Metric
Cubing		96.71 ft²	8.98 m ²
Weight		2 525 lbs	1 145 kg
Number of rows		11	
Coverage per row		8.79 ft²/row	0.82 m ² /row
Linear coverage per row	Depth	3.25 lin ft/row	0.99 lin m/row
	Length	5.41 lin ft/row	1.65 lin m/row

APPLICATIONS

Pedestrian traffic, patios and swimming pool decks.

The Blu Grande slab cannot be used for driveways.

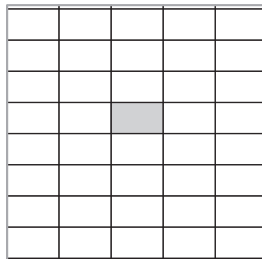
NOTES

See page 160 for more technical information.


Unit dimensions	in	mm	Units/pallet
Height	2 ³ / ₈	60	22 units
Depth	19 ¹ / ₂	495	
Length	32 ¹ / ₂	825	



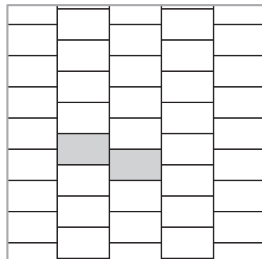
01 | Linear pattern




02 | Linear pattern



03 | Linear pattern



04 | Herringbone pattern



POLISHED

shale grey chestnut brown onyx black greyed nickel beige cream



GALAXY

greyed nickel beige cream



Techo-Bloc

Blu Grande

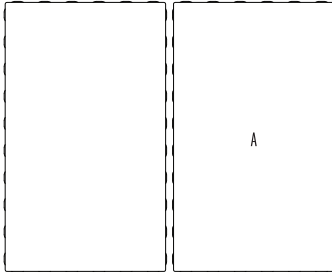
Smooth

DESCRIPTION: Slab
TEXTURE: Smooth



SLABS

PALLET OVERVIEW



APPLICATIONS

Pedestrian traffic, patios and swimming pool decks.

The Blu Grande slab cannot be used for driveways.

NOTES

See page 160 for more technical information.

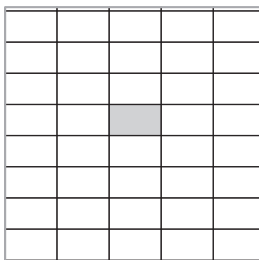
Specifications per pallet

	Imperial	Metric
Cubing	96.71 ft²	8.98 m ²
Weight	2 675 lbs	1 213 kg
Number of rows	11	
Coverage per row	8.79 ft²/row	0.82 m ² /row
Linear coverage per row	Depth	3.25 lin. ft/row
	Length	5.41 lin. ft/row
		0.99 lin. m/row
		1.65 lin. m/row

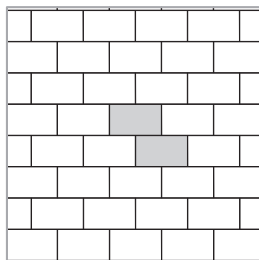


Unit dimensions	in	mm	Units/pallet
Height	2 3/8	60	22 units
Depth	19 1/2	495	
Length	32 1/2	825	

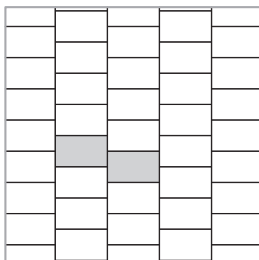
01 | Linear pattern



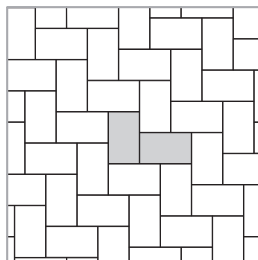
02 | Linear pattern



03 | Linear pattern



04 | Herringbone pattern



shale grey

chestnut brown

champlain grey

onyx black

greyed nickel

beige cream

