

Blu

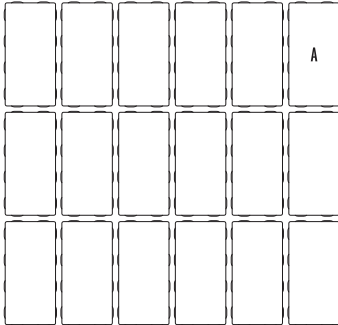
80 mm (6"×13"), Slate

DESCRIPTION: Paver

TEXTURE: Slate



PALLET OVERVIEW



Specifications per pallet

	Imperial	Metric
Cubing	84.40 ft²	7.84 m ²
Weight	3 133 lbs	1 421 kg
Number of rows	8	
Coverage per row	10.55 ft ² /row	0.98 m ² /row
Linear coverage per row	Depth	19.49 lin. ft/row
	Length	9.74 lin. ft/row



Unit dimensions	in	mm	Units/pallet
Height	3 1/8	80	144 units
Depth	13	330	
Length	6 1/2	165	

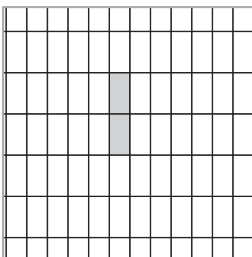
APPLICATIONS

Pedestrian or light vehicular traffic, residential driveways, patios and swimming pool decks.


NOTES

See page 150 for more technical information.


01 | Linear pattern




02 | Linear pattern



03 | Parquet pattern



04 | Herringbone pattern



sandlewood

shale grey

mojave beige

champlain grey

harvest gold

chestnut brown

chocolate brown

onyx black



Techo-Bloc

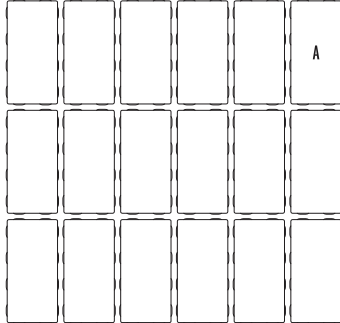
Blu

80 mm (6"×13"), Smooth

DESCRIPTION: Paver
TEXTURE: Smooth



PALLET OVERVIEW



Specifications per pallet

	Imperial	Metric
Cubing	84.40 ft²	7.84 m ²
Weight	3 133 lbs	1 421 kg
Number of rows	8	
Coverage per row	10.55 ft ² /row	0.98 m ² /row
Linear coverage per row	Depth	19.49 lin. ft/row
	Length	9.74 lin. ft/row



Unit dimensions	in	mm	Units/pallet
Height	3 1/8	80	144 units
Depth	13	330	
Length	6 1/2	165	

APPLICATIONS

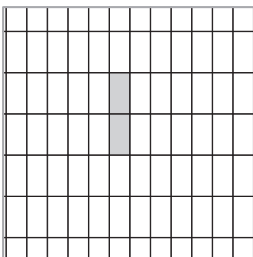
Pedestrian or light vehicular traffic, residential driveways, patios and swimming pool decks.

NOTES


See page 150 for more technical information.

PAVERS

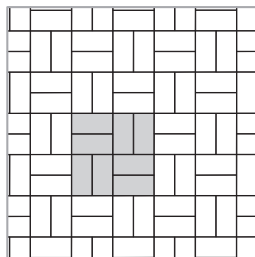
01 | Linear pattern




02 | Linear pattern



03 | Parquet pattern



04 | Herringbone pattern



shale grey

champlain grey

chestnut brown

greyed nickel

beige cream

onyx black

chocolate brown




Blu

80 mm, Polished or Galaxy

NEW TEXTURES

PALLET OVERVIEW



APPLICATIONS

Pedestrian or light vehicular traffic, residential driveways, patios and swimming pool decks.

NOTES

See page 150 for more technical information and page 156 when used as a permeable application.

DESCRIPTION: Paver
TEXTURE: Polished or Galaxy



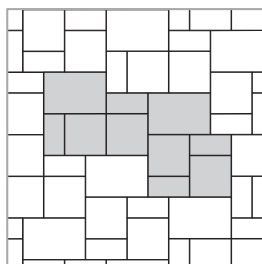
Specifications per pallet

	Imperial	Metric
Cubing	84.96 ft²	7.90 m ²
Weight	3 042 lbs	1 380 kg
Number of rows	8	
Coverage per row	10.62 ft ² /row	0.99 m ² /row
Linear coverage per row	9.75 lin. ft/row	2.97 lin. m/row

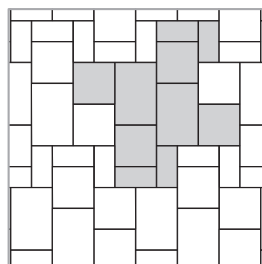
Unit dimensions	in		mm		Units/pallet
	Height	Depth	Height	Depth	
A	3 1/8	6 1/2	80	165	32 units
B	3 1/8	13	80	330	32 units
C	3 1/8	19 1/2	80	495	16 units

PAVERS

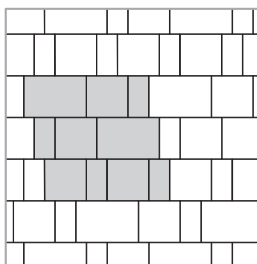
01 | Modular pattern



02 | Modular pattern



03 | Linear pattern



POLISHED

shale grey chestnut brown onyx black greyed nickel beige cream



GALAXY

greyed nickel beige cream






Blu

80 mm, Slate

DESCRIPTION: Paver
TEXTURE: Slate



PALLET OVERVIEW



Specifications per pallet

	Imperial	Metric
Cubing	84.96 ft²	7.90 m ²
Weight	3 246 lbs	1 472 kg
Number of rows	8	
Coverage per row	10.62 ft ² /row	0.99 m ² /row
Linear coverage per row	9.75 lin. ft/row	2.97 lin. m/row

Unit dimensions	in		mm		Units /pallet
	in	mm	in	mm	
 A	Height	3 1/8	80		32 units
	Depth	13	330		
	Length	6 1/2	165		

 B	Height	3 1/8	80		32 units
	Depth	13	330		
	Length	13	330		

 C	Height	3 1/8	80		16 units
	Depth	13	330		
	Length	19 1/2	495		

APPLICATIONS

Pedestrian or light vehicular traffic, residential driveways, patios and swimming pool decks.

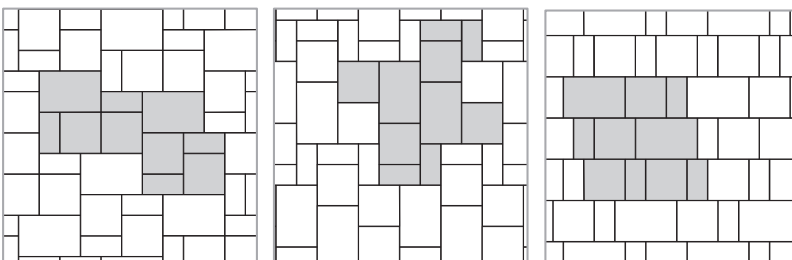
NOTES

See page 150 for more technical information. and page 156 when used as a permeable application.

01 | Modular pattern

02 | Modular pattern

03 | Linear pattern



sandlewood

shale grey

mojave beige

champlain grey

harvest gold

chestnut brown

autumn red




Blu

80 mm, Smooth

DESCRIPTION: Paver
TEXTURE: Smooth



PALLET OVERVIEW



Specifications per pallet

	Imperial	Metric
Cubing	84.96 ft²	7.90 m ²
Weight	3 095 lbs	1 404 kg
Number of rows	8	
Coverage per row	10.62 ft ² /row	0.99 m ² /row
Linear coverage per row	9.75 lin. ft/row	2.97 lin. m/row

	Unit dimensions	in	mm	Units/pallet
A	Height	3 1/8	80	32 units
	Depth	13	330	
	Length	6 1/2	165	
B	Height	3 1/8	80	32 units
	Depth	13	330	
	Length	13	330	
C	Height	3 1/8	80	16 units
	Depth	13	330	
	Length	19 1/2	495	

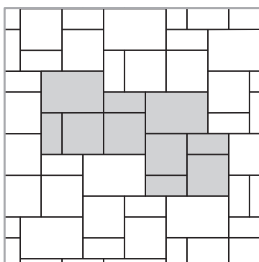
APPLICATIONS

Pedestrian or light vehicular traffic, residential driveways, patios and swimming pool decks.

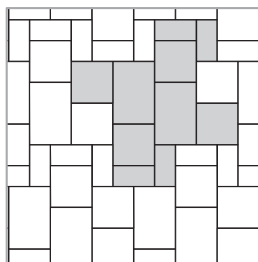
NOTES

See page 150 for more technical information, and page 156 when used as a permeable application.

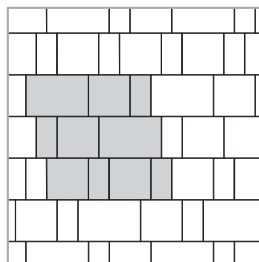
01 | Modular pattern



02 | Modular pattern



03 | Linear pattern



shale grey

chestnut brown

champlain grey

onyx black

greyed nickel

beige cream

