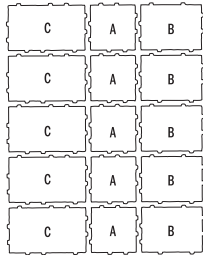


# Pure

DESCRIPTION: Paver  
TEXTURE: Beveled



## PALLET OVERVIEW



## APPLICATIONS







Pedestrian or light vehicular traffic, residential driveways, patios and swimming pool decks.

The use of permeable pavement systems throughout the world has proven effective in reducing storm water runoff while increasing infiltration rates as it returns the water to the environment. The use of permeable pavers also facilitates LEED® certification easier to obtain.

## NOTES

See page 156 for more technical information.

Specifications per pallet	Imperial	Metric
Cubing	90 ft <sup>2</sup>	8.36 m <sup>2</sup>
Weight	3 175 lbs	1 440 kg
Number of rows	8	
Coverage per row	11.25 ft <sup>2</sup> /row	1.05 m <sup>2</sup> /row
Linear coverage per row	15 lin. ft/row	4.57 lin. m/row
Void space	5.0 %	
Joint Depth	3/8"	10 mm

	Unit dimensions	in	mm	Units /pallet
	Height	3 1/8	80	40 units
	Depth	9	229	
	Length	9	229	
	Height	3 1/8	80	40 units
	Depth	9	229	
	Length	12	305	
	Height	3 1/8	80	40 units
	Depth	9	229	
	Length	15	381	

## 01 | Linear pattern

