




BLU 80 mm

DESCRIPTION: Paver **TEXTURE:** Slate and HD² Slate

PALLET OVERVIEW



NOTES

See page 62 to 64 for more technical information. When used in a permeable pavement application, see page 33 and 101 for more technical information.

See page 30 for more information about applications.

*Sandlewood HD² Slate is only available in Eastern States. See page 18 for list of Eastern and Midwestern States.

**HD² Slate is only available in USA.

JOINT WIDTH: 9/32" (7 mm)

% OF SURFACE OPENING: 3.0 %

INFILTRATION RATE: 570 in./hr
(14 475 mm/hr)

Specifications per pallet	Imperial	Metric
Cubing	84.96 ft²	7.90 m ²
Approx. Weight	3 246 lbs	1 472 kg
Number of rows	8	
Coverage per row	10.62 ft ²	0.99 m ²
Linear coverage per row	9.75 lin. ft	2.97 lin. m



Unit dimensions	in	mm	Units/pallet
Height	3 1/8	80	32 units
Width	13	330	
Length	6 1/2	165	



B



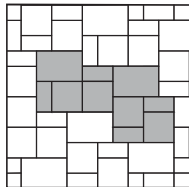
Height	3 1/8	80	32 units
Width	13	330	
Length	13	330	

C

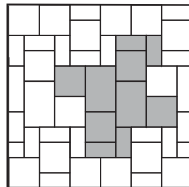


Height	3 1/8	80	16 units
Width	13	330	
Length	19 1/2	495	

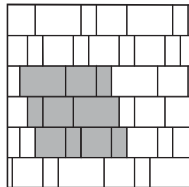
01 | Modular pattern



02 | Modular pattern



03 | Linear pattern



Patterns are for design inspiration only. The installer is responsible to calculate & purchase the correct amount of material.

Chestnut Brown

HD² Slate**
Slate



Sandlewood*

HD² Slate**
Slate



Champlain Grey

HD² Slate**
Slate



Shale Grey

HD² Slate**
Slate

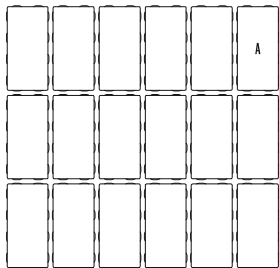




BLU 80 mm (6"×13")

DESCRIPTION: Paver **TEXTURE:** Slate, HD² Slate

PALLET OVERVIEW



NOTES

See page 62 to 64 for more technical information. When used in a permeable pavement application, see page 33 and 101 for more technical information.

See page 30 for more information about applications.

*HD² Slate is only available in USA.

JOINT WIDTH: 9/32" (7 mm)

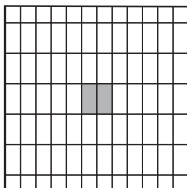
% OF SURFACE OPENING: 4.6%

INFILTRATOIN RATE: 570 in./hr (14 475 mm/hr)


Specifications per pallet		Imperial	Metric
Cubing		84.40 ft²	7.84 m ²
Approx. Weight		3 133 lbs	1 421 kg
Number of rows		8	
Coverage per row		10.55 ft ²	0.98 m ²
Linear coverage per row	Depth	19.49 lin. ft	5.94 lin. m
	Length	9.74 lin. ft	2.97 lin. m

Unit dimensions		in	mm	Units/pallet
	Height	3 1/8	80	144 units
	Width	13	330	
	Length	6 1/2	165	

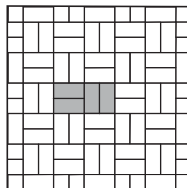
08 | Linear pattern




09 | Linear pattern



10 | Parquet pattern



11 | Herringbone pattern



Patterns are for design inspiration only. The installer is responsible to calculate & purchase the correct amount of material.

