

STEPS & CAPS

STEPS, CAPS (WALLS, COUNTERS AND PILLARS),
POOL COPPING & OVERLAY SYSTEMS



COMPATIBILITY CHART

Walls & Pillars

Caps

	Architectural cap	Brandon cap	Bullnose	Bullnose Grande	Graphix cap	Limestone cap	Pacific cap	Piedimonte	Piedimonte 28" x 28"	Portofino	Raffinato 60 mm	Raffinato 90 mm	Sandstone cap	Sandstone Bullnose cap	Travertina Raw 14" x 28"	York	York 28" x 28"	York 32" x 32"
Borealis (does not require a cap)																		
Brandon 90 & 180 mm		x	x	x		x	x	x		x	x	x	x	x	x	x		
Brandon 90 & 180 mm pillar						x			x		x	x	x		x		x	
Fascia Wall Collection - single-sided	x	x	x	x	x	x	x	x		x	x	x	x	x	x	x		
Fascia Wall Collection - double-sided										x								
G-Force					x	x		x			x	x	x		x			
Graphix					x	x		x			x	x	x		x			
Mini-Creta Collection	x	x	x	x		x	x	x		x	x	x	x	x	x	x		
Mini-Creta Pillar 24" Collection						x			x		x	x	x		x		x	
Prescott Collection						x		x		x	x	x	x		x	x		
Prescott Pillar Collection						x			x		x	x	x		x		x	
Raffinato Collection				x	x	x		x			x	x	x	x	x			
Raffinato Pillar Collection						x			x		x	x	x		x			
Röcka (does not require a cap)																		
Semma	x	x	x		x	x	x	x		x	x	x	x		x	x		
Semma Pillar											x		x		x			x
Skyscraper											x	x	x					x
Travertina Raw	x	x	x	x	x	x	x	x		x	x	x	x	x	x	x		
Travertina Raw pillar											x	x	x		x		x	

NOTE: The combinations shown in this chart are not complete. Other possible combinations exist.

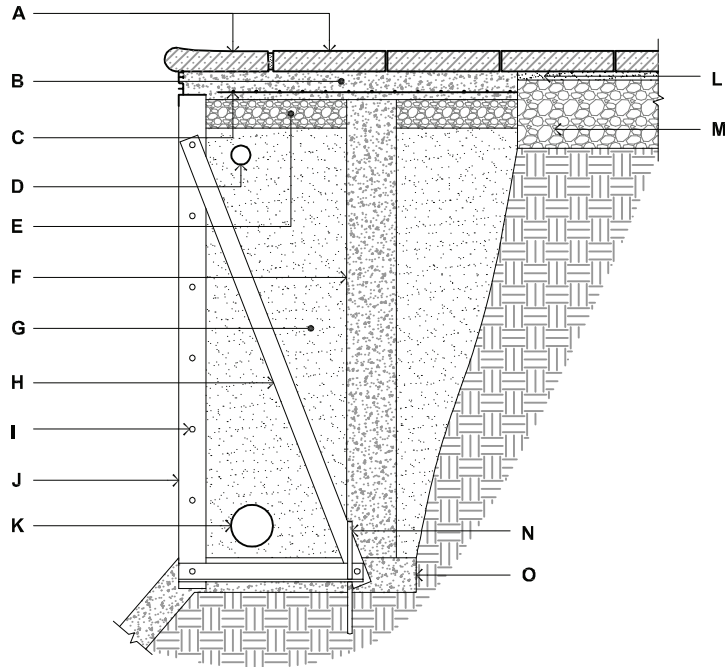
Applications

Caps

	Architectural cap	Bali Travertina Raw	Brandon cap	Bullnose	Bullnose Grande	Graphix cap	Limestone cap	Pacific cap	Piedimonte 14" x 30"	Piedimonte 28" x 28"	Portofino	Raffinato 60 mm	Raffinato 90 mm	Sandstone cap	Sandstone Bullnose cap	Travertina Raw 14" x 28"	York wall caps 16", 32", 48"	York 14" x 48"	York 24" x 36"	York 28" x 28"	York 32" x 32"	Blu 45 mm	Venetian	
Step	x		x	x	x	x	x		x		x	x	x	x	x	x	x	x						
Concrete & step overlay system								x														x	x	
Pool coping		x		x	x			x	x		x	x	x	x	x	x	x							
Wall single-sided	x		x	x	x	x	x	x	x		x	x	x	x	x	x	x	x						
Wall double-sided	x					x	x		x		x	x	x	x		x	x	x						
Counter top									x	x							x			x	x			
Pillar									x			x				x				x	x			

INSTALLATION GUIDE

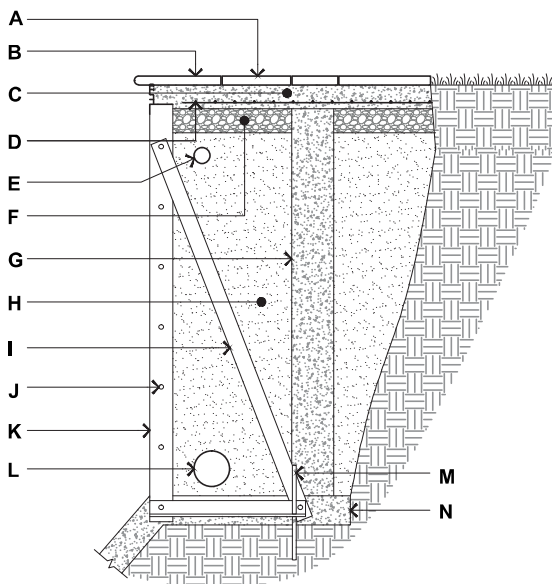
POOL COPING



- A.** TECO-BLOC POOL COPING AND PAVER SECURED TO CONCRETE SLAB WITH FLEXLOCK ADHESIVE OR MORTAR
- B.** CONCRETE DECK 39" (1 m) WIDE BY 4" (100 mm) THICK MIN.
- C.** WELDED WIRE MESH, 6 X 6 - W1.4/W1.4 (152 X 152 MW9.1 X MW9.1)
- D.** POOL PLUMBING PIPING
- E.** CLEAN STONE ¾" (20 mm), 2" (50 mm) THICK MIN.
- F.** CONCRETE PILLAR, 6" (150 mm) DIAM.
- G.** SAND BACKFILL
- H.** STRUT
- I.** POOL PANEL
- J.** POOL LINER
- K.** PERFORATED DRAIN, 4" (100 mm) DIAM. WRAPPED WITH A GEOTEXTILE
- L.** BEDDING COURSE, 1" (25 mm)
- M.** COMPACTED GRANULAR BASE 0-¾" (0-20 mm)
- N.** STEEL ROD ¾" (10 mm) ANCHORED TO SUBGRADE
- O.** CONCRETE FOOTING, 4" (100 mm) THICK MIN.

 **POOL COPING INSTALLATION**
Typical cross section

PACIFIC POOL COPING

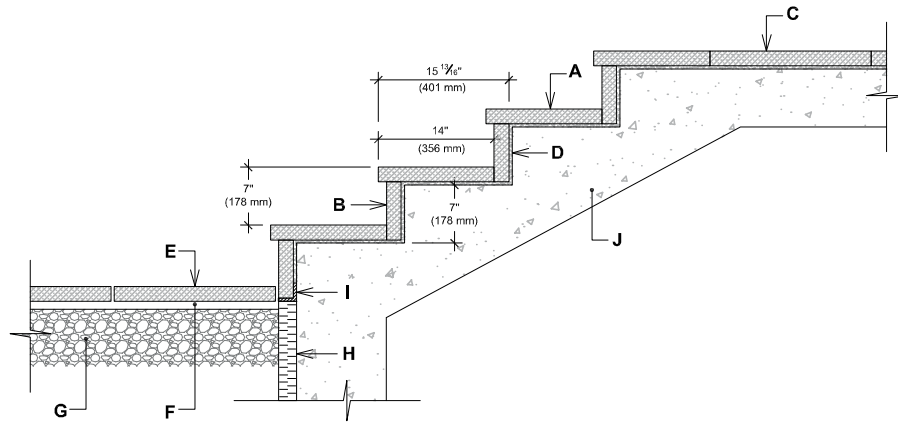


- A.** TECO-BLOC PACIFIC SLAB SECURED TO CONCRETE SLAB WITH FLEXLOCK ADHESIVE OR MORTAR
- B.** TECO-BLOC PACIFIC CAP SECURED TO CONCRETE SLAB WITH FLEXLOCK ADHESIVE OR MORTAR
- C.** CONCRETE DECK 39" (1 m) WIDE BY 4" (100 mm) THICK MIN.
- D.** WELDED WIRE MESH, 6X6-W1.4/W1.4 (152 X 152 MW9.1 X MW9.1)
- E.** POOL PLUMBING PIPING
- F.** CLEAN STONE ¾" (20 mm), 2" (50 MM) THICK MIN.
- G.** CONCRETE PILLAR, 6" (150 mm) DIAM.
- H.** SAND BACKFILL
- I.** STRUT
- J.** POOL PANEL
- K.** POOL LINER
- L.** PERFORATED DRAIN, 4" (100 mm) DIAM.
- M.** STEEL ROD ¾" (10 mm) ANCHORED TO SUBGRADE
- N.** CONCRETE FOOTING, 4" (100 mm) THICK MIN.

INSTALLATION GUIDE

OVERLAY OF EXISTING CONCRETE STEPS VENETIAN CAP, RISER AND SLAB BLU 45 mm

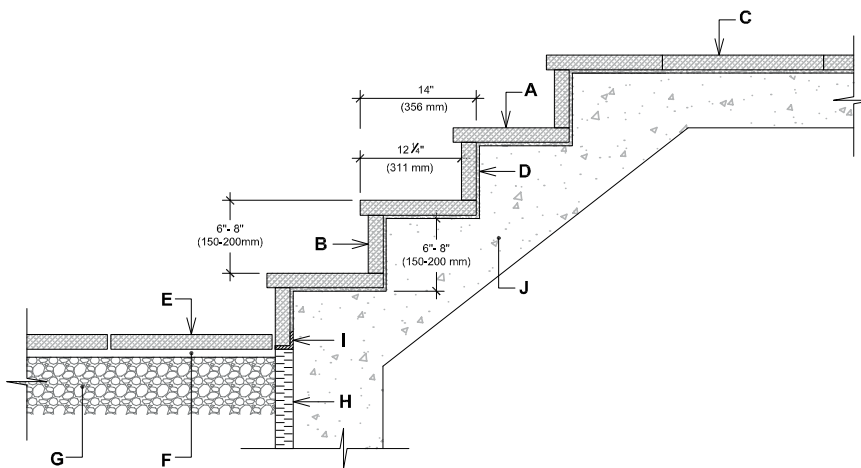
OPTION 1: 7" (178 mm) HIGH RISER



- A.** Venetian Cap
- B.** Venetian Riser (cut if the riser height is less than 7")
- C.** Blu 45 mm Slab (3 sizes)
- D.** Flexlock Adhesive
- E.** Techo-Bloc Pavers or Slabs
- F.** Setting bed
- G.** Compacted granular base 0-3/4" (0-20 mm)
- H.** Rigid insulation
- I.** Steel angle anchored to concrete
- J.** Concrete stairway

STEP OVERLAY SYSTEM INSTALLATION
Typical cross section

OPTION 2: 5 7/8" (150 mm) TO 7 7/8" (200 mm) HIGH RISER



- A.** Venetian Cap
- B.** Sawn Venetian Riser (depending on the height of the riser)
- C.** Blu 45 mm Slab (3 sizes)
- D.** Flexlock Adhesive
- E.** Techo-Bloc Pavers or Slabs
- F.** Setting bed
- G.** Compacted granular base 0-3/4" (0-20 mm)
- H.** Rigid insulation
- I.** Steel angle anchored to concrete
- J.** Concrete stairway

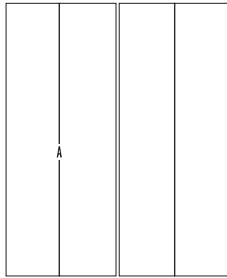
STEP OVERLAY SYSTEM INSTALLATION
Typical cross section



BOREALIS

DESCRIPTION: Step TEXTURE: Wood

PALLET OVERVIEW



Specifications per pallet	Imperial	Metric
Cubing	32 lin. ft/pal	9.76 lin. m/pal
Approx. Weight	3 073 lbs	1 394 kg
Number of rows	4	
Coverage per row	8 lin. ft	2.44 lin. m
Linear coverage per units	4 lin. ft	1.22 lin. m

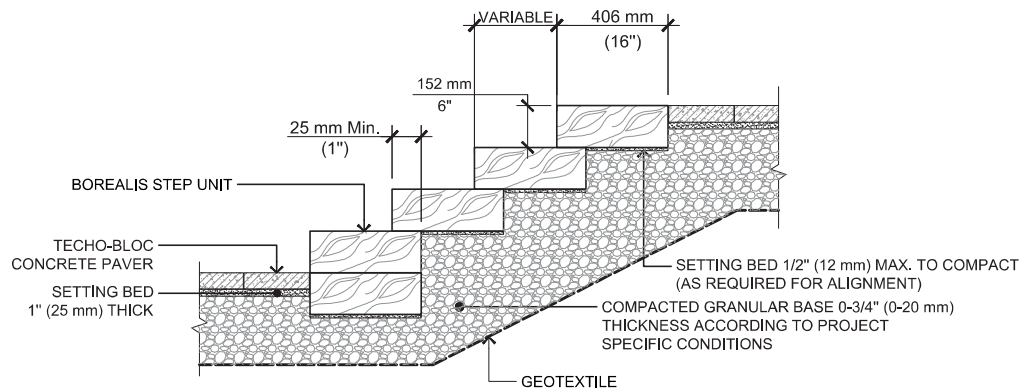
Unit dimensions	in		mm		Units/pallet
Height	6		152		8 units
Depth 1	15 3/4		400		
Depth 2	16		406		
Length	48		1 219		



NOTES


*For an authentic look, each color option is composed of a variety of darker & lighter tones. Natural ingredients such as granite are present within the recipe to allow for a range in tones, veining and textures from one stone to another.

To achieve a natural appearance, product dimensions can vary $\pm 3/16"$ (5 mm) for height and $\pm 1/2"$ (13 mm) for length and width.



Smoked Pine

Hazelnut Brandy



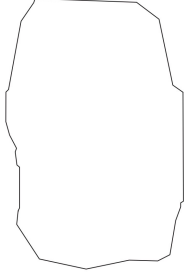
PLEASE REFER TO P.4 FOR THE CORRECT USE AND LIMITATIONS OF PROVIDED TECHNICAL INFORMATION.



MAYA

DESCRIPTION: Step **TEXTURE:** Natural stone (Slate)

PALLET OVERVIEW



Specifications per pallet	Imperial	Metric
Cubing	4 units	4 units
Approx. Weight	2 550 lbs	1 157 kg
Number of rows	4	
Coverage (Approx.)	16 lin. ft	4.88 lin. m.
Linear coverage per row (Approx.)	4 lin. ft	1.22 lin. m.

Unit dimensions	in		mm		Units/pallet
	in	mm	in	mm	
Height	6	152			4 units
Depth	32	813			
Length	48	1 219			



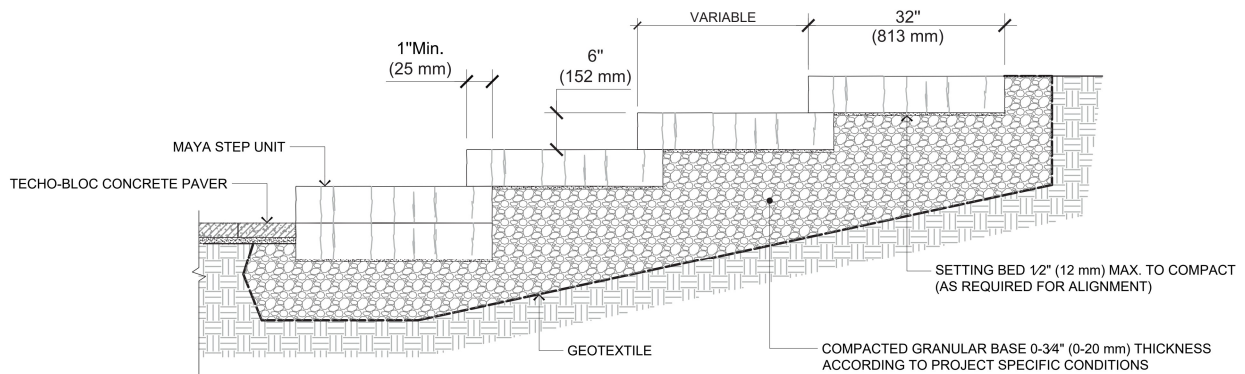
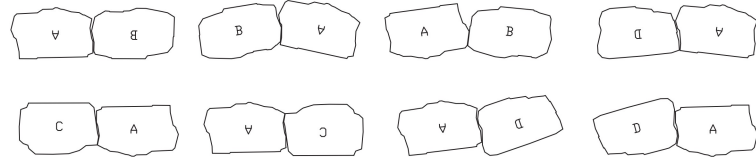
NOTES

*For an authentic look, each color option is composed of a variety of darker & lighter tones. Natural ingredients such as granite are present within the recipe to allow for a range in tones, veining and textures from one stone to another.

To achieve a natural appearance, product dimensions can vary $\pm \frac{3}{16}$ " (5 mm) for height and $\pm \frac{1}{2}$ " (13 mm) for length and width.

Manufactured in four different shapes that may result in an uneven distribution in the packaging. As a result, it is not guaranteed that a pallet will contain all the 4 units in different shapes.

MAYA STEP PATTERNS (Examples)



Chocolate Brown Rock Garden Brown Riviera




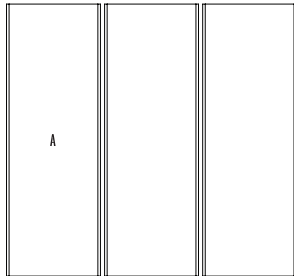
PLEASE REFER TO P.4 FOR THE CORRECT USE AND LIMITATIONS OF PROVIDED TECHNICAL INFORMATION.



RAFFINATO


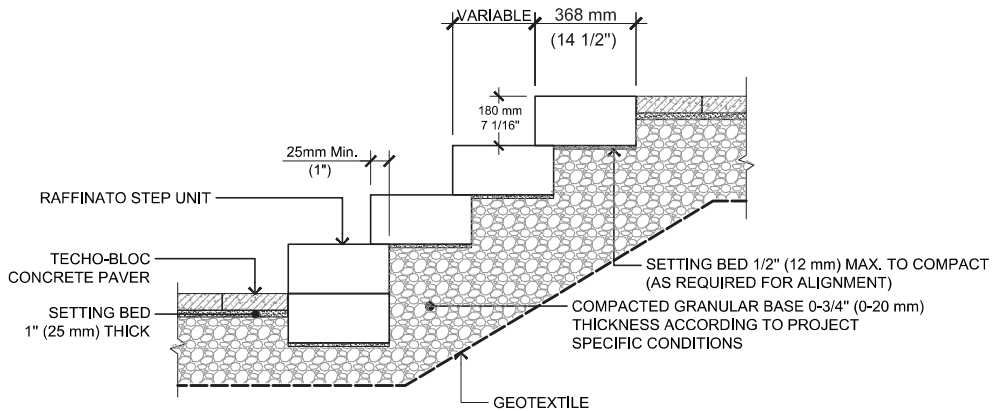

DESCRIPTION: Step TEXTURE: Smooth

PALLET OVERVIEW



Specifications per pallet	Imperial	Metric
Cubing	9 units	9 units
Approx. Weight	3 236 lbs	1 468 kg
Number of rows	3	
Linear coverage per row	10.5 lin. ft	3.2 lin. m
Linear coverage per pallet	31.5 lin. ft	9.6 lin. m

Unit dimensions	in	mm	Units/pallet
	Height	7 1/16	
Depth	14 1/2	368	
Length	42	1 067	



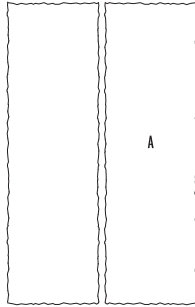
PLEASE REFER TO P.4 FOR THE CORRECT USE AND LIMITATIONS OF PROVIDED TECHNICAL INFORMATION.




RÖCKA

DESCRIPTION: Steps **TEXTURE:** Natural stone (Fossil stone)

PALLET OVERVIEW - 48"



PALLET OVERVIEW - 60"



NOTES


Röcka 48" is a double-sided step. Each side has slight natural texture differences. Please take that into consideration when installing them side by side. We recommend keeping the same texture together.

Please note that there is a slight vertical angle on the front and back faces of the step $\frac{3}{8}$ ", from the bottom to the top of the step.

To achieve a natural appearance, product dimensions can vary $\pm\frac{3}{16}$ " (5 mm) for height and $\pm\frac{1}{2}$ " (13 mm) for length and width.

*For an authentic look, each color option is composed of a variety of darker & lighter tones. Natural ingredients such as granite are present within the recipe to allow for a range in tones, veining and textures from one stone to another.

Chocolate Brown Rock Garden Brown Riviera



Specifications per pallet		Imperial	Metric
48" DOUBLE-SIDED	Cubing	8 units	8 units
	Linear coverage per pallet	32 lin. ft	9.76 lin. m
	Approx. Weight	2 770 lbs	1 256 kg
	Number of rows	4	
	Linear coverage per row	8 lin. ft/row	2.44 lin. m/row

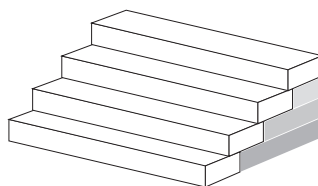


Unit dimensions	in	mm	Units/pallet
Height	6	152	8 units
Depth 1	14 $\frac{7}{8}$	378	
Depth 2	14 $\frac{1}{8}$	359	
Length	48	1 219	

Specifications per pallet		Imperial	Metric
60"	Cubing	6 units	6 units
	Linear coverage per pallet	30 lin. ft/pal	9.14 lin. m/pal
	Approx. Weight	2 640 lbs	1 197 kg
	Number of rows	2	
	Linear coverage per row	15 lin. ft/row	4.57 lin. m/row



Unit dimensions	in	mm	Units/pallet
Height	6	152	6 units
Depth 1	15 $\frac{1}{4}$	387	
Depth 2	14 $\frac{5}{8}$	371	
Length	60	1 524	



RÖCKA

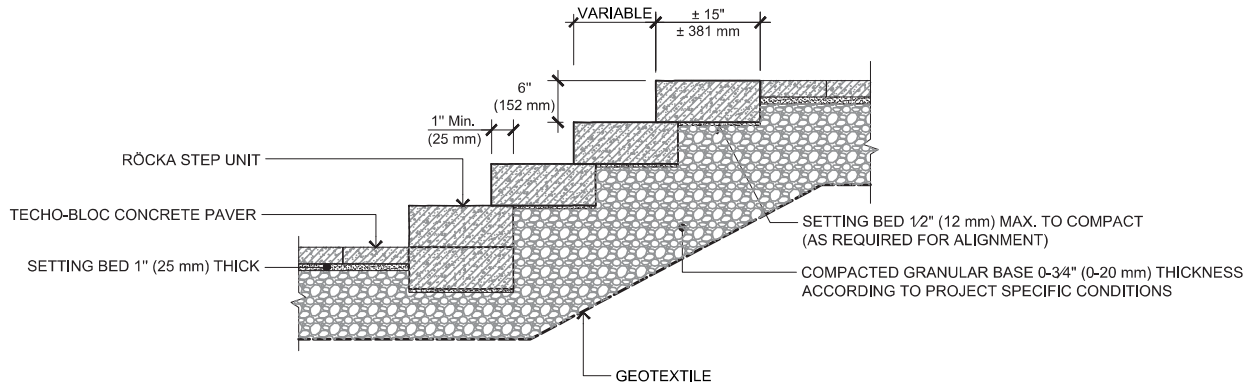
WALL & EDGE

When building a staircase, the Röcka wall can be used to complete the sides and act as part of a structural system. See the product specifications on page 245.

PLEASE REFER TO P.4 FOR THE CORRECT USE AND LIMITATIONS OF PROVIDED TECHNICAL INFORMATION.

INSTALLATION GUIDE

STEPS

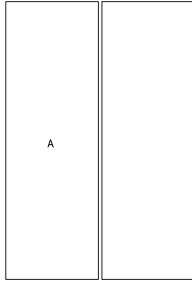




SANDSTONE NATURAL STONE COLLECTION

DESCRIPTION: Steps TEXTURE: Natural stone

PALLET OVERVIEW




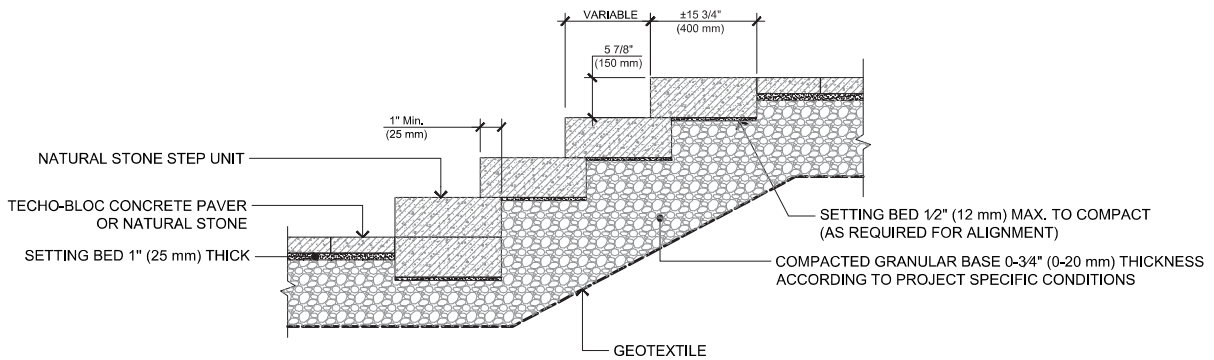
Specifications per pallet	Imperial	Metric
Linear coverage per pallet	15.75 lin. ft	4.80 lin. m
Approx. Weight	1 742 lbs	790 kg
Number of rows	2	
Linear coverage per row	7.87 lin. ft/row	2.40 lin. m/row

Unit dimensions	in		mm		Units/pallet
Height	5 7/8		150		4 units
Depth	15 3/4		400		
Length	47 1/4		1 200		



NATURAL STONE COLLECTION

Natural stones are products of nature. They are sold as is and are not covered by Techo-Bloc's Warranty. Installation is deemed acceptance of products.



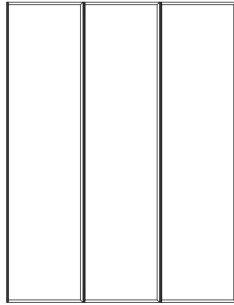
PLEASE REFER TO P.4 FOR THE CORRECT USE AND LIMITATIONS OF PROVIDED TECHNICAL INFORMATION.



YORK 60"

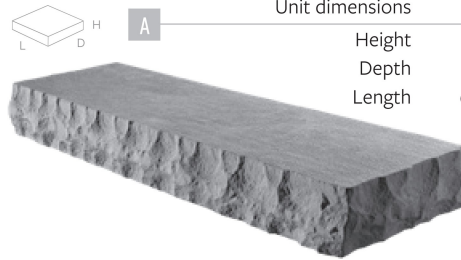
DESCRIPTION: Step **TEXTURE:** Limestone surface with chiseled edges

PALLET OVERVIEW



Specifications per pallet	Imperial	Metric
Cubing	6 units	6 units
Linear coverage per pallet	30 lin. ft/pal	9.14 lin. m/pal
Approx. Weight	2 649 lbs	1 202 kg
Number of rows	2	
Linear coverage per row	15 lin. ft/row	4.57 lin. m/row

Unit dimensions	in		mm		Units/pallet
	in	mm	in	mm	
Height	6	152			6 units
Depth	15	381			
Length	60	1 524			

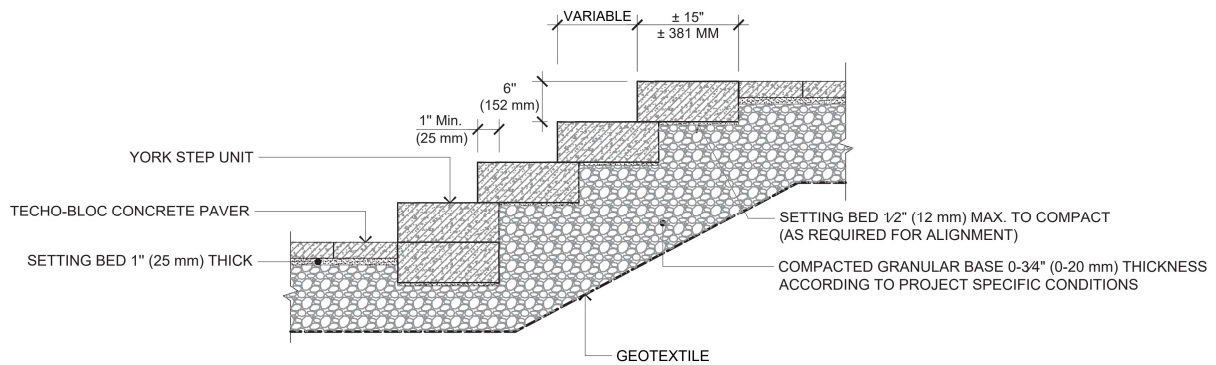


NOTES

York is a single sided step chiseled on 3 sides.

*For an authentic look, each color option is composed of a variety of darker & lighter tones. Natural ingredients such as granite are present within the recipe to allow for a range in tones, veining and textures from one stone to another.

To achieve a natural appearance, product dimensions can vary $\pm 3/16"$ (5 mm) for height and $\pm 1/2"$ (13 mm) for length and width.



Chocolate Brown Rock Garden Brown Riviera






BLU 45 mm

DESCRIPTION: Concrete Overlay System **TEXTURE:** Slate

PALLET OVERVIEW



NOTES

Blu 45 mm should only be used to overlay existing concrete patios.

NOTES

Techo-Bloc always recommends gluing the caps with concrete adhesive to ensure stability and safety.

See page 240 for more technical information.

For joint filling surface coverage, see page 28.

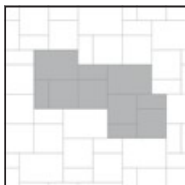
Specifications per pallet	Imperial	Metric
Cubing	127.44 ft²	11.84 m ²
Approx. Weight	2 631 lbs	1 193 kg
Number of rows	12	
Coverage per row	10.62 ft ² /row	0.99 m ² /row

Unit dimensions	in		mm		Units/pallet
	Height	Depth	Height	Depth	
A	1 ¾	13	45	330	48 units

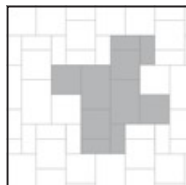
B	1 ¾	13	45	330	48 units
---	-----	----	----	-----	----------

C	1 ¾	13	45	330	24 units
	19 ½	495			

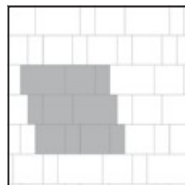
01 | Linear pattern



02 | Linear pattern



03 | Modular pattern




Patterns are for design inspiration only. The installer is responsible to calculate & purchase the correct amount of material.

Chestnut Brown




Sandlewood



Champlain Grey



Shale Grey

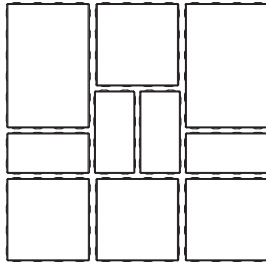




BLU 45 mm

DESCRIPTION: Concrete Overlay System **TEXTURE:** Smooth

PALLET OVERVIEW



NOTES

Blu 45 mm should only be used to overlay existing concrete patios.

NOTES

Techo-Bloc always recommends gluing the caps with concrete adhesive to ensure stability and safety.

See 240 for more technical information.

For joint filling surface coverage, see page 28.


Specifications per pallet	Imperial	Metric
Cubing	127.44 ft²	11.84 m ²
Approx. Weight	2 631 lbs	1 193 kg
Number of rows	12	
Linear coverage per row	10.62 ft ²	0.99 m ²

Unit dimensions	in		mm		Units/pallet
	Height	Depth	Height	Depth	
A	1 ¾	13	45	330	48 units

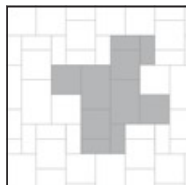
B	1 ¾	13	45	330	48 units
---	-----	----	----	-----	----------

C	1 ¾	13	45	330	24 units
	19 ½	495			

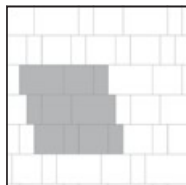
01 | Linear pattern



02 | Linear pattern



03 | Modular pattern



Patterns are for design inspiration only. The installer is responsible to calculate & purchase the correct amount of material.


Chestnut Brown



Champlain Grey



Beige Cream



Greyed Nickel



Shale Grey



Onyx Black






PACIFIC

DESCRIPTION: Concrete Overlay System **TEXTURE:** Smooth

PALLET OVERVIEW



Residential

NOTES

Pacific should only be used to overlay existing concrete patios.

NOTES

Techo-Bloc always recommends gluing the caps with concrete adhesive to ensure stability and safety.

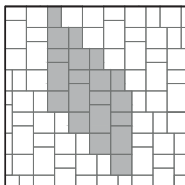
See page 239 for more technical information.

For joint filling surface coverage, see page 28.

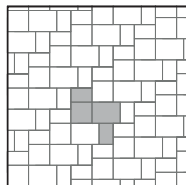
Specifications per pallet	Imperial	Metric
Cubing	173.60 ft²	16.13 m ²
Approx. Weight	2 415 lbs	1 095 kg
Number of rows	15	
Coverage per row	11.57 ft ² /row	1.08 m ² /row

	Unit dimensions	in	mm	Units/pallet
A	Height	1 $\frac{3}{16}$	30	120 units
	Depth	6 $\frac{5}{16}$	160	
	Length	9 $\frac{7}{16}$	240	
B	Height	1 $\frac{3}{16}$	30	120 units
	Depth	9 $\frac{7}{16}$	240	
	Length	9 $\frac{7}{16}$	240	
C	Height	1 $\frac{3}{16}$	30	60 units
	Depth	9 $\frac{7}{16}$	240	
	Length	12 $\frac{5}{8}$	320	

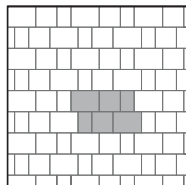
01 | Modular pattern



02 | Modular pattern



03 | Linear pattern



Patterns are for design inspiration only. The installer is responsible to calculate & purchase the correct amount of material.

Chestnut Brown



Champlain Grey



Shale Grey






PACIFIC

DESCRIPTION: Cap **TEXTURE:** Smooth

PALLET OVERVIEW



Residential

Specifications per pallet	Imperial	Metric
Cubing	137.80 lin. ft.	42.00 lin. m.
Approx. Weight	1 828 lbs	829 kg
Number of rows	5	
Coverage per row	27.56 lin. ft	8.40 lin. m



Unit dimensions	in	mm	Units/pallet
Height	1 $\frac{3}{16}$	30	420 units
Depth	11 $\frac{13}{16}$	300	
Length	3 $\frac{15}{16}$	100	

NOTES

Pacific should only be used to overlay existing concrete patios.

NOTES

Techo-Bloc always recommends gluing the caps with concrete adhesive to ensure stability and safety.

See page 239 for more technical information.

For joint filling surface coverage, see page 28.

Chestnut Brown

Champlain Grey

Shale Grey

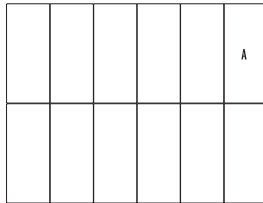




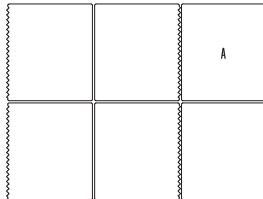
VENETIAN

DESCRIPTION: Step Overlay System **TEXTURE:** Slate

PALLET OVERVIEW - RISER



PALLET OVERVIEW - CAP



NOTES

Techo-Bloc always recommends gluing the caps with concrete adhesive to ensure stability and safety.

See 240 for more technical information.

Specifications per pallet		Imperial	Metric
RISER	Cubing	48 units	48 units
	Linear coverage per pallet	64 lin. ft	19.52 lin. m
	Approx. Weight	801 lbs	363 kg
	Units	1.33 lin. ft	0.41 lin. m
	Number of rows	4	
	Linear coverage per row	16 lin. ft	4.88 lin. m

	Unit dimensions			Units/pallet	
	in	mm			
	Height	1 ¾	45		48 units
	Depth	7	178		
Length	16	406			

Specifications per pallet		Imperial	Metric
CAP	Cubing	48 units	48 units
	Linear coverage per pallet	64 lin. ft	19.52 lin. m
	Approx. Weight	1 530 lbs	694 kg
	Units	1.33 lin. ft	0.41 lin. m
	Number of rows	8	
	Linear coverage per row	8 lin. ft	2.44 lin. m

	Unit dimensions			Units/pallet	
	in	mm			
	Height	1 ¾	45		48 units
	Depth	14	356		
Length	16	406			

Chestnut Brown




Sandlewood



Champlain Grey



Shale Grey

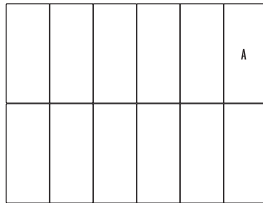




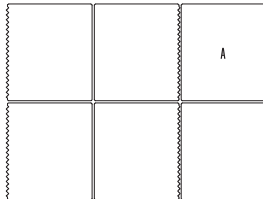
VENETIAN

DESCRIPTION: Step Overlay System **TEXTURE:** Smooth

PALLET OVERVIEW - RISER



PALLET OVERVIEW - CAP



NOTES

Techo-Bloc always recommends **gluing the caps with concrete adhesive to ensure stability and safety.**

See 240 for more technical information.

Specifications per pallet		Imperial	Metric
RISER	Cubing	48 units	48 units
	Linear coverage per pallet	62.52 lin. ft	19.06 lin. m
	Approx. Weight	811 lbs	368 kg
	Units	1.30 lin. ft	0.40 lin. m
	Number of rows	4	
	Linear coverage per row	15.63 lin. ft	4.76 lin. m

Unit dimensions		in	mm	Units/pallet
	Height	1 ¾	45	48 units
	Depth	7	178	
	Length	15 ⅝	397	

Specifications per pallet		Imperial	Metric
CAP	Cubing	48 units	48 units
	Linear coverage per pallet	62.52 lin. ft	19.06 lin. m
	Approx. Weight	1 500 lbs	680 kg
	Units	1.30 lin. ft	0.40 lin. m
	Number of rows	8	
	Linear coverage per row	7.81 lin. ft	2.38 lin. m

Unit dimensions		in	mm	Units/pallet
	Height	1 ¾	45	48 units
	Depth	14	356	
	Length	15 ⅝	397	


Chestnut Brown



Champlain Grey



Beige Cream



Greyed Nickel



Shale Grey


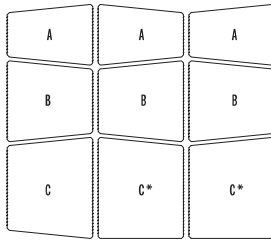




ARCHITECTURAL

DESCRIPTION: Cap Double-Sided **TEXTURE:** Split Face

PALLET OVERVIEW



COMPATIBLE WALLS






See page 238 for product compatibility.

NOTES

The **C*** unit can be used as left and right corner units. It can also be used as a regular unit.

Techo-Bloc always recommends gluing the caps with concrete adhesive to ensure stability and safety.

Specifications per pallet	Imperial	Metric
Cubing	66 lin. ft	20.12 lin. m
Approx. Weight	2 390 lbs	1 084 kg
Number of rows	8	
Linear coverage per row	8.25 lin. ft	2.51 lin. m

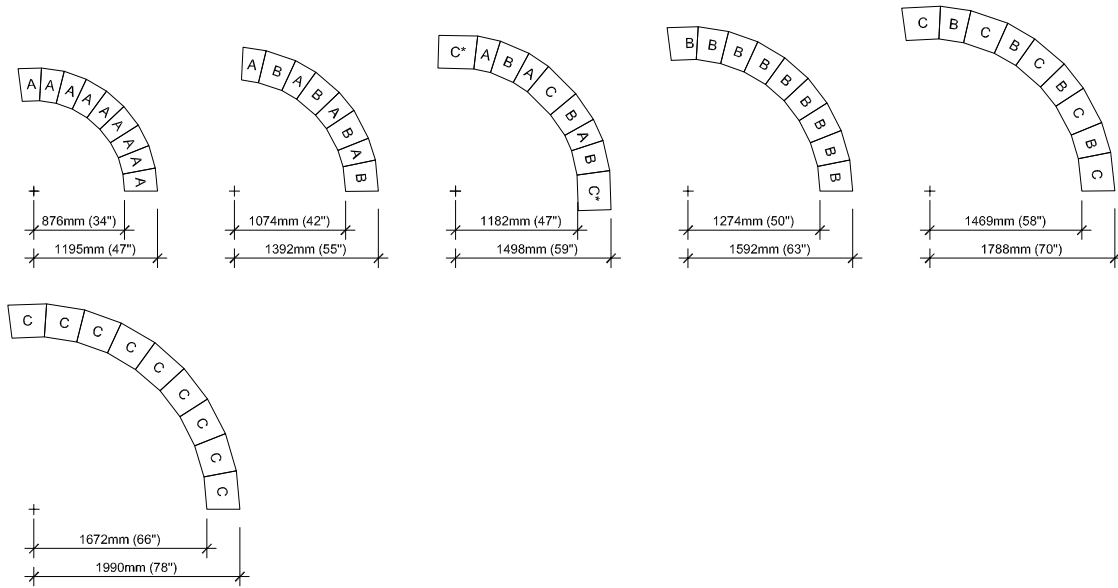
	Unit dimensions	in	mm	Units/pallet
 A	Height	2 15/16	75	24 units
	Depth	12 1/2	317	
	Length 1	8 7/8	225	
	Length 2	6 1/2	165	
B	Height	2 15/16	75	24 units
	Depth	12 1/2	317	
	Length 1	11 13/16	300	
	Length 2	9 7/16	240	
C	Height	2 15/16	75	8 units
	Depth	12 1/2	317	
	Length 1	14 3/4	375	
	Length 2	12 3/8	315	
C*	Height	2 15/16	75	16 units
	Depth	12 1/2	317	
	Length 1	14 3/4	375	
	Length 2	13 9/16	345	

Chocolate Brown Chestnut Brown Sandlewood Champlain Grey Shale Grey Onyx Black



INSTALLATION GUIDE

CAP RADIUS - ARCHITECTURAL



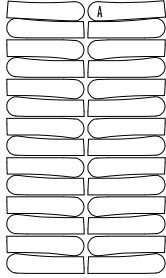
It is the user's responsibility to verify for the quantity of materials required.



BALI TRAVERTINA RAW

DESCRIPTION: Bullnose Pool coping **TEXTURE:** Klean-Bloc Brushed Travertine

PALLET OVERVIEW



Klean-Bloc technology
See page 14.

NOTES

Palletized upright.

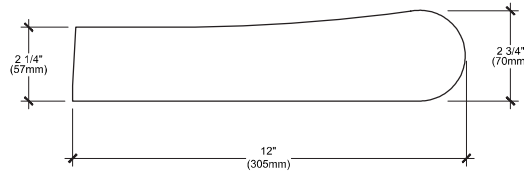
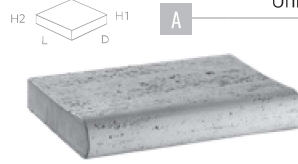
Techo-Bloc always recommends gluing the caps with concrete adhesive to ensure stability and safety.

*For an authentic look, each color option is composed of a variety of darker & lighter tones. Natural ingredients such as granite are present within the recipe to allow for a range in tones, veining and textures from one stone to another.

See 239 for more technical information.

Specifications per pallet	Imperial	Metric
Cubing	28 units	28 units
Linear coverage per pallet	37.33 lin. ft	11.38 lin. m
Approx. Weight	1 069 lbs	485 kg
Number of rows	1	
Linear coverage per row	37.33 lin. ft	11.38 lin. m

Unit dimensions	in		mm	Units/pallet
	in	mm		
Height 1	2 ¼	57	28 units	
Height 2	2 ¾	70		
Depth	12	305		
Length	16	406		




Rock Garden Brown



Ivory



Riviera

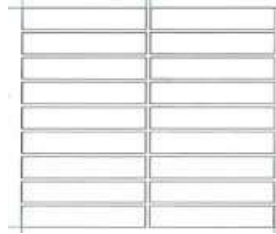




BRANDON

DESCRIPTION: Cap TEXTURE: Slate

PALLET OVERVIEW



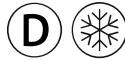
Specifications per pallet	Imperial	Metric
Cubing	24 lin. ft	7.32 lin. m
Approx. Weight	1 213 lbs	550 kg
Linear coverage per row	24 lin. ft	7.32 lin. m
	1 lin. ft =.75 units	1 lin. m =2.46 units



A



Unit dimensions	in	mm	Units/pallet
Height	3 ⁹ / ₁₆	90	18 units
Depth	14	356	
Length	16	406	



COMPATIBLE WALLS

See page 238 for product compatibility.


Chestnut Brown



Sandlewood



Champlain Grey



Shale Grey



Onyx Black






LIMESTONE NATURAL STONE COLLECTION

DESCRIPTION: Cap TEXTURE: Natural stone

PALLET OVERVIEW



Specifications per pallet	Imperial	Metric
Cubing	79 lin. ft	24 lin. m
Approx. Weight	2 601 lbs	1 180 kg
Number of rows	10	
Coverage per row	7.9 lin. ft	2.4 lin. m



A




Unit dimensions	in	mm	Units/pallet
Height	1 ¹⁵ / ₁₆	50	20 units
Depth	13 ³ / ₄	350	
Length	47 ¹ / ₄	1 200	



NATURAL STONE COLLECTION

Natural stones are products of nature. They are sold as is and are not covered by Techo-Bloc's Warranty. Installation is deemed acceptance of products.

Onyx Black




SANDSTONE & SANDSTONE BULLNOSE NATURAL STONE COLLECTION


DESCRIPTION: Cap TEXTURE: Natural stone

PALLET OVERVIEW


SANDSTONE & SANDSTONE BULLNOSE 14X48



SANDSTONE BULLNOSE 16X48



SANDSTONE ROCKFACE



NATURAL STONE COLLECTION

Natural stones are products of nature. They are sold as is and are not covered by Techo-Bloc's Warranty. Installation is deemed acceptance of products.

*Sandstone Bullnose 48x16 only available in Grey

Sandstone / Sandstone Bullnose*

Beige


Grey



Sandstone Rockface

Beige

Grey



Specifications per pallet		Imperial	Metric
Sandstone and Sandstone Bullnose 14x48	Cubing	79 lin. ft	24 lin. m
	Approx. Weight	2 601 lbs	1 180 kg
	Number of rows	10	
	Coverage per row	7.9 lin. ft	2.4 lin. m



Unit dimensions	in	mm	Units/pallet
Height	1 15/16	50	20 units
Depth	13 3/4	350	
Length	47 1/4	1 200	



Specifications per pallet		Imperial	Metric
Sandstone Bullnose 16x48	Cubing	70.87 lin. ft	21.60 lin. m
	Approx. Weight	2 597 lbs	1 178 kg
	Number of rows	1	
	Coverage per row	70.87 lin. ft	21.60 lin. m



Unit dimensions	in	mm	Units/pallet
Height	1 15/16	50	18 units
Depth	15 3/4	400	
Length	47 1/4	1 200	



Specifications per pallet		Imperial	Metric
Sandstone Rockface	Cubing	70.87 lin. ft	21.60 lin. m
	Approx. Weight	2 271 lbs	1 030 kg
	Number of rows	9	
	Coverage per row	7.87 lin. ft	2.40 lin. m



Unit dimensions	in	mm	Units/pallet
Height	1 15/16	50	18 units
Depth	13 3/4	350	
Length	47 1/4	1 200	

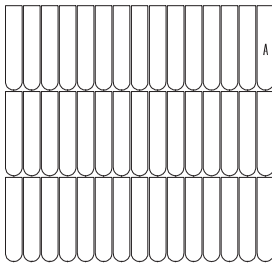




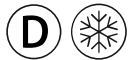
BULLNOSE

DESCRIPTION: Cap and pool coping **TEXTURE:** Smooth

PALLET OVERVIEW



Specifications per pallet	Imperial	Metric
Cubing	180 units	180 units
Linear coverage per pallet	88.60 lin. ft	27 lin. m
Units	2 units/lin. ft	6.56 units/lin. m
Approx. Weight	2 435 lbs	1 104 kg
Number of rows	4	
Linear coverage per row	22.15 lin. ft	6.75 lin. m
	1 lin. ft =2.03 units	1 lin. m =6.67 units



COMPATIBLE WALLS

See page 238 for product compatibility.

NOTES

Techo-Bloc always recommends gluing the caps with concrete adhesive to ensure stability and safety.

See 239 for more technical information.



A

Unit dimensions

	in	mm	Units/pallet
Height	2 3/8	60	180 units
Depth	12	305	
Length	5 7/8	150	



Chocolate Brown


Chestnut Brown

Champlain Grey

Shale Grey

Onyx Black






BULLNOSE GRANDE


DESCRIPTION: Cap and pool coping **TEXTURE:** Polished

PALLET OVERVIEW



Specifications per pallet	Imperial	Metric
Cubing	12 units	12 units
Linear coverage per pallet	29.53 lin. ft	9 lin. m
Approx. Weight	940 lbs	426 kg
Number of rows	6	
Linear coverage per row	4.92 lin. ft	1.50 lin. m

Unit dimensions	in		mm		Units/pallet
	in	mm	in	mm	
Height	2 $\frac{3}{16}$	56			12 units
Depth	14 $\frac{1}{16}$	357			
Length	29 $\frac{1}{2}$	750			



COMPATIBLE WALLS

See page 238 for product compatibility.

NOTES

Techo-Bloc always recommends gluing the caps with concrete adhesive to ensure stability and safety.

See 239 for more technical information.

Beige Cream

Greyed Nickel

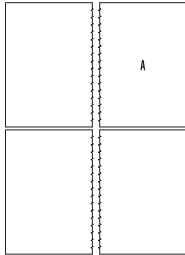




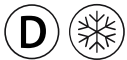
GRAPHIX

DESCRIPTION: Reversible Cap **TEXTURE:** Split Face and Smooth

PALLET OVERVIEW



Specifications per pallet	Imperial	Metric
Cubing	28 units	28 units
	46.67 lin. ft	14.22 lin. m
Units	0.60 unit/lin. ft	1.97 unit/lin. m
Approx. Weight	1 950 lb	885 kg
Number of rows	7	
Linear coverage per row	6.67 lin. ft	2.03 lin. m
	1 lin. ft = 0.60 unit	1.96 lin. m/unit



COMPATIBLE WALLS

See page 238 for product compatibility.

NOTES

Techo-Bloc always recommends gluing the caps with concrete adhesive to ensure stability and safety.

Unit dimensions	in		mm		Units/pallet
	in	mm	mm	mm	
Height	2 15/16	75			28 units
Depth	14	355			
Length	20	508			






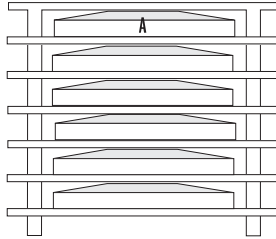
PIEDIMONTE

DESCRIPTION: Cap double-sided **TEXTURE:** Klean-Bloc Thermal

PALLET OVERVIEW - 14"×30"



PALLET SIDE VIEW - 28"×28"



COMPATIBLE WALLS

See page 238 for product compatibility.

Klean-Bloc technology
See page 14.

NOTES

Techo-Bloc always recommends gluing the caps with concrete adhesive to ensure stability and safety.

To achieve a natural appearance, stone dimension can vary up to 1/4". Metric measures are approximate.

*For an authentic look, each color option is composed of a variety of darker & lighter tones. Natural ingredients such as granite are present within the recipe to allow for a range in tones, veining and textures from one stone to another.

Specifications per pallet		Imperial	Metric
14"×30" WALL & STEP CAP	Cubing	60 lin. ft	18.29 lin. m
	Approx. Weight	1 840 lbs	835 kg
	Number of rows	8	
	Linear coverage per row	7.5 lin. ft	2.29 lin. m

Unit dimensions		in	mm	Units/pallet
	Height	2 1/4	57	24 units
	Depth	14	356	
	Length	30	762	

Specifications per pallet		Imperial	Metric
28"×28" PILLAR CAP	Cubing	6 units	6 units
	Approx. Weight	1 434 lbs	650 kg
	Number of rows	6	

Unit dimensions		in	mm	Units/pallet
	Height	2 7/8	73	6 units
	Depth	28	711	
	Length	28	711	

Rock Garden Brown



Riviera



Onyx Black

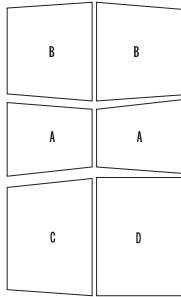




PORTOFINO

DESCRIPTION: Cap double-sided **TEXTURE:** Natural stone (Fossil stone)

PALLET OVERVIEW



Specifications per pallet	Imperial	Metric
Cubing	50.22 lin. ft	15.30 lin. m
Approx. Weight	1 712 lbs	777 kg
Number of rows	7	
Linear coverage per row	7.17 lin. ft	2.19 lin. m

Unit dimensions	in		mm		Units/pallet
	in	mm	mm		
 	Height	2 ¼	57		14 units
	Depth	14 ½	368		
	Length 1	11 ¾	298		
	Length 2	9 ¾	238		

	Height	2 ¼	57	14 units
	Depth	14 ½	368	
	Length 1	15 ⅞	403	
	Length 2	13 ¾	349	

	Height	2 ¼	57	7 units
	Depth	14 ½	368	
	Length 1	18 13/16	478	
	Length 2	16 ½	419	

	Height	2 ¼	57	7 units
	Depth	14 ½	368	
	Length 1	19	483	
	Length 2	19	483	



COMPATIBLE WALLS

See page 238 for product compatibility.

NOTES

You can use the **D** cap as a left or right corner. It can also be used as a regular unit.

Techo-Bloc always recommends gluing the caps with concrete adhesive to ensure stability and safety.

To achieve a natural appearance, stone dimension can vary up to ¼". Metric measures are approximate.

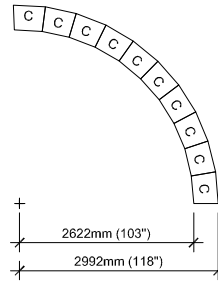
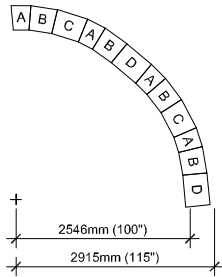
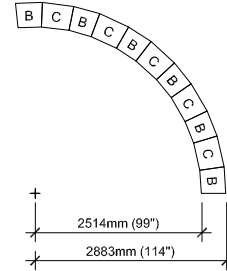
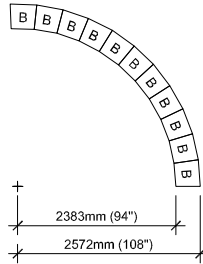
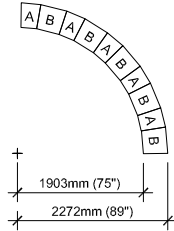
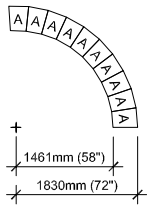
*For an authentic look, each color option is composed of a variety of darker & lighter tones. Natural ingredients such as granite are present within the recipe to allow for a range in tones, veining and textures from one stone to another.

Chocolate Brown Rock Garden Brown Riviera Azzurro Onyx Black



INSTALLATION GUIDE

CAP RADIUS - PORTOFINO



It is the user's responsibility to verify for the quantity of materials required.



RAFFINATO 14"×28"

DESCRIPTION: Cap double-sided TEXTURE: Smooth

PALLET OVERVIEW - 14"×28"

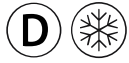


Specifications per pallet		Imperial	Metric
90 mm	Cubing	24 units	24 units
	Approx. Weight	2 783 lbs	1 262 kg
	Number of rows	8	
	Linear coverage per pallet	56 lin. ft	17.07 lin. m
	Linear coverage per row	7 lin. ft	2.13 lin. m



A

Unit dimensions	in	mm	Units/pallet
Height	3 ⁹ / ₁₆	90	24 units
Depth	14	356	
Length	28	711	

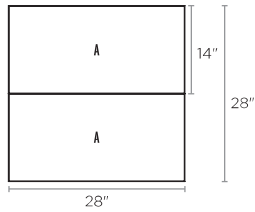


COMPATIBLE WALLS

See page 238 for product compatibility.

NOTES

By placing two units side by side, you will obtain a 28" pillar cap.



Specifications per pallet		Imperial	Metric
60 mm	Cubing	24 units	24 units
	Approx. Weight	1 843 lbs	836 kg
	Number of rows	8	
	Linear coverage per pallet	56 lin. ft	17.07 lin. m
	Linear coverage per row	7 lin. ft	2.13 lin. m



A

Unit dimensions	in	mm	Units/pallet
Height	2 ³ / ₈	60	24 units
Depth	14	356	
Length	28	711	



COMPATIBLE PILLARS

Pillar 24 (Mini-Creta 3" & 6"), Pillar 24" (Mini-Creta 6" Architectural), Manchester, Prescott 2,25 & 4,5, Raffinato 90 mm & 180 mm smooth.

Chestnut Brown Beige Cream Champlain Grey Greyed Nickel Shale Grey Onyx Black

Smooth






RAFFINATO 14" x 32"

DESCRIPTION: Cap double-sided TEXTURE: HD² Smooth

PALLET OVERVIEW - 14" x 32"



Specifications per pallet	Imperial	Metric
Cubing	63.94 lin.ft	19.49 lin.m.
Approx. Weight	2150 lbs	975 kg
Number of rows	8	
Linear coverage per row	7.99 lin.ft	2.44 lin.m.



A

Unit dimensions	in	mm	Units/pallet
Height	2 3/8	60	24 units
Depth	14	356	
Length	32	812	



COMPATIBLE WALLS

See page 238 for product compatibility.

Chestnut Brown

Beige Cream

Champlain Grey


Greyed Nickel

Shale Grey

Onyx Black

Caffè Crema

HD² Smooth






TRAVERTINA RAW

DESCRIPTION: Cap double-sided **TEXTURE:** Klean-Bloc Brushed Travertine

PALLET OVERVIEW 14"X28"



Specifications per pallet		Imperial	Metric
14x28"	Cubing	24 units	24 units
		56 lin. ft	17.07 m. lin
	Approx. Weight	1 684 lbs	764 kg
	Number of rows	8	
Linear coverage per row		7 lin. ft/row	2.13 lin. m/row



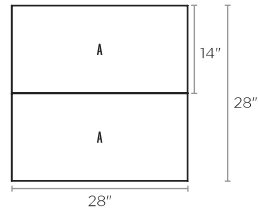
COMPATIBLE WALLS

See page 238 for product compatibility.

Klean-Bloc technology
See page 14.

NOTES

By placing two units side by side, you will obtain a 28" pillar cap.



Unit dimensions	in	mm	Units/pallet	
	Height	2 ¼	57	24 units
	Depth	14	356	
	Length	28	711	



Rock Garden Brown

Ivory

Riviera

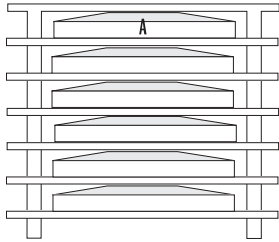




YORK PILLAR CAPS

DESCRIPTION: Cap double-sided **TEXTURE:** Klean-Bloc Brushed Limestone surface with chiseled edges

PALLET SIDE VIEW - 28" AND 32"



COMPATIBLE PILLARS - YORK 28"

See page 238 for product compatibility.

COMPATIBLE PILLAR - YORK 32"

See page 238 for product compatibility.

KE Klean-Bloc technology
See page 14.

NOTES

Techo-Bloc always recommends gluing the caps with concrete adhesive to ensure stability and safety.

To achieve a natural appearance, stone dimension can vary up to 1/4".

*For an authentic look, each color option is composed of a variety of darker & lighter tones. Natural ingredients such as granite are present within the recipe to allow for a range in tones, veining and textures from one stone to another.

Specifications per pallet		Imperial	Metric
28" x 28"	Cubing	6 units	6 units
	Approx. Weight	1 440 lbs	653 kg
	Number of rows	6	



Unit dimensions	in	mm	Units/pallet
Height	3 1/2	89	6 units
Depth	28 3/4	730	
Length	28 3/4	730	

Specifications per pallet		Imperial	Metric
32" x 32"	Cubing	6 units	6 units
	Approx. Weight	1 727 lbs	783 kg
	Number of rows	6	



Unit dimensions	in	mm	Units/pallet
Height	3 1/2	89	6 units
Depth	32	813	
Length	32	813	

Chocolate Brown Rock Garden Brown Ivory Riviera Onyx Black







YORK

DESCRIPTION: Wall caps double-sided **TEXTURE:** Klean-Bloc Brushed Limestone surface with chiseled edges

PALLET OVERVIEW - 14"×16", 14"×32" & 14"×48"



PALLET OVERVIEW - 14"×48"



COMPATIBLE WALLS

See page 238 for product compatibility.

KE Klean-Bloc technology
See page 14.

NOTES

Palletized upright.

Techo-Bloc always recommends gluing the caps with concrete adhesive to ensure stability and safety.

To achieve a natural appearance, stone dimension can vary up to ¼".

Metric measures are approximate.

*For an authentic look, each color option is composed of a variety of darker & lighter tones. Natural ingredients such as granite are present within the recipe to allow for a range in tones, veining and textures from one stone to another.

Specifications per pallet		Imperial	Metric
14"×16" 14"×32" 14"×48"	Cubing	48 lin. ft	14.63 lin. m
	Approx. Weight	1 597 lbs	724 kg
	Number of rows	1	
	Linear coverage per pallet	48 lin. ft	14.63 lin. m

	Unit dimensions	in	mm	Units/pallet
	Height	2 ¼	57	6 units
	Depth	14	356	
	Length	16	406	

	Height	2 ¼	57	6 units
	Depth	14	356	
	Length	32	813	

*Double sided unit with finished texture at one end

	Height	2 ¼	57	6 units
	Depth	14	356	
	Length	48	1 219	

Specifications per pallet		Imperial	Metric
14"×48"	Cubing	48 lin. ft	14.63 lin. m
	Approx. Weight	1 582 lbs	718 kg
	Number of rows	1	
	Linear coverage per unit	4 lin. ft	1.22 lin. m

	Unit dimensions	in	mm	Units/pallet
	Height	2 ¼	57	12 units
	Depth	14	356	
	Length	48	1 219	

Chocolate Brown Rock Garden Brown Ivory Riviera Onyx Black

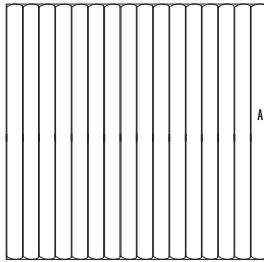




YORK 24"x36"


DESCRIPTION: Counter top **TEXTURE:** Klean-Bloc Brushed Limestone surface with chiseled edges on the four sides

PALLET OVERVIEW



Specifications per pallet		Imperial	Metric
24"x36"	Cubing	16 units	16 units
	Approx. Weight	2 595 lbs	1 177 kg
	Number of rows	1	

Unit dimensions	in		mm		Units/pallet
	in	mm	in	mm	
Height	2 ¼	57			16 units
Depth	24	610			
Length	36	914			



KE Klean-Bloc technology
See page 14.

NOTES

Palletized upright.

Techo-Bloc always recommends gluing the caps with concrete adhesive to ensure stability and safety.

To achieve a natural appearance, stone dimension can vary up to ¼".

Metric measures are approximate.

*For an authentic look, each color option is composed of a variety of darker & lighter tones. Natural ingredients such as granite are present within the recipe to allow for a range in tones, veining and textures from one stone to another.

Chocolate Brown



Rock Garden Brown



Ivory



Riviera



Onyx Black

