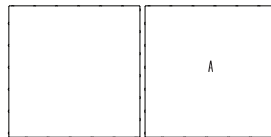




## INDUSTRIA SLAB

**DESCRIPTION:** Slab **TEXTURE:** HD<sup>2</sup> Smooth, HD<sup>2</sup> Granitex or HD<sup>2</sup> Polished

### PALLET OVERVIEW



### EXPANDING DESIGN HORIZONS WITH LIVEABLE ROOFTOPS.

#### COOL ROOF

High Solar Reflectivity

#### LENGTHENS ROOF LIFE SPAN

Protects the waterproofing membrane from UV rays and accidental perforations.

#### EASY ACCESS FOR MAINTENANCE

When installed on pedestals, INDUSTRIA slab can be moved for roof system maintenance.

### NOTES

See page 26 to 28 for more technical information.

See page 20 for more information about applications.


HD<sup>2</sup> Polished and HD<sup>2</sup> Granitex is made-to-order, minimum order of 500 sq. ft. Deposit required.

Allowable load Capacity of slab on pedestal set (including a safety factor of 2): 1441 lb (653 kg)

\*For this application, it is recommended that this product be installed on a concrete base as designed by a local Engineer.

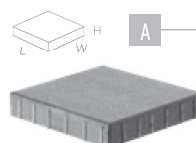
\*\*Salt & Pepper HD<sup>2</sup> Smooth and HD<sup>2</sup> Granitex are made-to-order, minimum order of 2,000 sq. ft.

Specifications per pallet		Imperial	Metric
Smooth and Granitex	Cubing	<b>85.25 ft<sup>2</sup></b>	7.92 m <sup>2</sup>
	Approx. Weight	2 432 lbs	1 103 kg
	Number of rows	11	
	Coverage per row	7.75 ft <sup>2</sup>	0.72 m <sup>2</sup>
	Linear coverage per row	Depth 3.94 lin. ft Length 3.94 lin. ft	1.20 lin. m 1.20 lin. m



Unit dimensions	in	mm	Units/pallet
Height	2 3/8	60	22 units
Width	23 5/8	600	
Length	23 5/8	600	

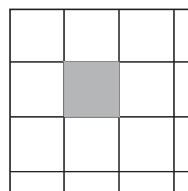
Specifications per pallet		Imperial	Metric
Polished	Cubing	<b>85.25 ft<sup>2</sup></b>	7.92 m <sup>2</sup>
	Approx. Weight	2 432 lbs	1 103 kg
	Number of rows	11	
	Coverage per row	7.75 ft <sup>2</sup>	0.72 m <sup>2</sup>
	Linear coverage per row	Depth 3.94 lin. ft Length 3.94 lin. ft	1.20 lin. m 1.20 lin. m



Unit dimensions	in	mm	Units/pallet
Height	2 5/16	58	22 units
Width	23 5/8	600	
Length	23 5/8	600	

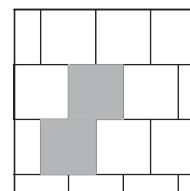
### 29 | Linear pattern

100% 600x600



### 30 | Linear pattern

100% 600x600



Patterns are for design inspiration only. The installer is responsible to calculate & purchase the correct amount of material.

Chestnut Brown

Beige Cream

Greyed Nickel

Shale Grey

Onyx Black

Silver Granite

Caffè Crema

Salt & Pepper\*\*

HD<sup>2</sup> Smooth / HD<sup>2</sup> Polished / HD<sup>2</sup> Granitex

HD<sup>2</sup> Smooth

HD<sup>2</sup> Smooth

HD<sup>2</sup> Smooth  
HD<sup>2</sup> Granitex

